



सत्यमेव जयते



Industrial State Profile of **MAHARASHTRA**

2013-14

PREPARED BY :



MSME Development Institute
Ministry of MSME, Govt. of India
Sakinaka, Mumbai-72

FOREWORD



R.B.Gupte
Director, MSME-DI, Mumbai

The Industrial State profile of Maharashtra – 2013-14 has been updated by MSME-DI, Mumbai as a part of the Action Plan 2013-14 assigned by Office of Development Commissioner (MSME) New Delhi.

The State Profile contains up-to-date information on various aspects of the State's Economic parameters, such as population, material resources like agriculture, livestock, forest and mineral resources, infrastructure, industrial development, incentives offered for industrial development as also the policies and procedures. This profile provides useful information and directions for setting up of new industries in the State and industries planning for expansion and diversification. The salient features of New Industry, Trade and Commerce Policy launched by the Government of Maharashtra and brief information on various State and Central Government Institutions, involved in the development of the State are incorporated in this profile along with the information of industrial statistics pertaining to MSMEs.

I express sincere thanks to the Office of D.C.(Industries) Government of Maharashtra for providing necessary information. I appreciate the inputs provided by the various developmental functionaries of the State in compilation of the profile. Shri N.U.Khan, Asstt. Director (Statistics) deserves appreciation for the special efforts made by him in updating the profile along with his team members namely, Mrs. Priya Iyer, Stenographer, Mrs. Neelam Fernandes, UDC & Shri Vijay Joshi, UDC under the guidance of Dr. C. V. Saraf, Dy. Director (IMT/EI).

I am confident that this profile will be useful to the existing as well as prospective entrepreneurs, promotional agencies and all Government/Semi- Government/Non-Government Bodies involved in the development and promotion of industries in Maharashtra.

Place: Mumbai

Date:

(R.B.GUPTÉ)
DIRECTOR

ABOUT THE OFFICER



Shri N.U.Khan,
Asstt Director(Stats.)

Mr. N.U.Khan, a post Graduate in Economics from Kanpur University, with 5th rank at PG level, joined Government of India services, in the year May 1975. Initially he was posted at Jhansi. He has worked at National Sample Survey Office Field Operation Division, Govt. of India, Jhansi, Fatehpur and Thane. He has given his valuable service in the data collection in Rural and Urban Areas. Data collection, analysis of data and providing the data in a scientific way is expertise of Mr. N.U.Khan. Mr. Khan joined MSME Development Institute, Mumbai in the Year 2011, in the capacity of Asstt. Director (Stats) Gr.I. He is associated in collection of Industrial Data in the State of Maharashtra. He has also conducted economic surveys of districts like Thane, Pune, Nashik and Raigad. Mr. Khan has prepared Industrial Profile of Maharashtra by taking into account latest scenario pertaining to MSME, Sector.

References

- 1) **Economic Survey of Maharashtra 2012-13**
(Directorate of Economics & Statistics, Planning Department, Govt. of Maharashtra, Mumbai)
- 2) **O/o.Development Commissioner(Industries),**
Govt. of Maharashtra, Mumbai
- 3) www.maharashtra.gov.in
- 4) <http://mospi.nic.in>

<p>SECRETARIAL ASSISTANCE PROVIDED BY</p>	<ul style="list-style-type: none"> ▪ Mrs H.PRIYA IYER, STENOGRAPHER. ▪ Mrs N.J.FERNANDES, UDC.
<p>GRAPHICS AND DESIGN BY</p>	<ul style="list-style-type: none"> ▪ Shri V.N.JOSHI, UDC.

Crops of Maharashtra



Tourist Places in Maharashtra



Gateway of India



Bandra Worli Sea Link



Elephanta Caves



Marine Drive



CST Station



Nehru Planetarium

INDUSTRIAL STATE PROFILE OF MAHARASHTRA

INDEX

Chapter No.	Description	Page No.
01.	Maharashtra State at a Glance	08 – 09
02.	Introduction	10 - 12
03.	Availability of Resources	13 – 19
04.	Infrastructural Facilities Existing in Maharashtra	20 – 23
05.	Industrial Scenario in Maharashtra and MSME.	24 – 30
06.	O/o DC(MSME) and their functions in Brief	31 – 37
07.	Institutional Support for MSMEs	38 – 43
08.	Micro & Small Enterprises - Clusters Development Programme (MSE-CDP) in Maharashtra	44 – 47
09.	Enterprises having Potential in Maharashtra State	48 – 59
10.	Industrial, Investment & Infrastructure Policy of Maharashtra 2013.	60 – 64
11.	Addresses of Central/State Govt. Authorities	65 – 71
	Annexure I - Public Procurement Policy I	72 - 73

CHAPTER – 1
MAHARASHTRA AT A GLANCE

Sr.	Items	Unit	Particulars
1	Latitude & Longitudes		
	North Latitude	Degree	15.45 to 22.0
	East Longitude	Degree	72.45 to 80.45
2	No. of Revenue division	Nos.	6
3	No. Districts	Nos.	35
4	No. of Tehsils	Nos.	355
5	No. of Towns	Nos.	535
6	Villages		
	Inhabited Villages	Nos.	43663
	Un-Inhabited	Nos.	2616
7	Area	000 Sq. Kms	308
8	Length on the Coastal Line	Kms	720
9	Population (2011- provisional)	000 Nos.	112373
	- Males	000 Nos.	58361
	- Females	000 Nos.	54012
	- Rural Population	000 Nos.	61545
	- Percentage of rural population to total population	Percent	54.77
	- Urban Population	000 Nos.	50828
	- Percentage of urban Population to the total population	Percent	45.23
	- Density of Population	Per Sq. Km.	365
	Literacy percentage	%	82.91
	a) Male	%	89.82
	b)Female	%	75.48
	Sex ratio female per 1000 male	Nos	925
	Growth of Population during 2001 – 2011	%	15.99
10	Agriculture (2008–09)		
	Net Area sown	000 Hect	17406
	Gross cropped area	000 Hect	23175
	Percentage of gross irrigated areas to gross cropped area	%	NA
11	Area under Principal Crops (2011-12)		
	- Rice	000 Hect.	1544
	- Wheat	000 Hect.	878
	- Jowar	000 Hect.	3229
	- Bajra	000 Hect.	838
	- All Cereals	000 Hect.	7564
	- All Pulse	000 Hect.	3297
	- All Food-grains (Cereals and Pulses)	000 Hect.	10860
	- Sugar Cane Harvested area	000 Hect.	1022
	- Cotton	000 Hect.	4167
	- Ground Nut	000 Hect.	302
12	Production of Principal Crops (2011-12)		
	- Rice	000 Tons	2840
	- Wheat	000 Tons	1499
	- Jowar	000 Tons	2627
	- Bajra	000 Tons	823
	- All Cereals	000 Tons	10418
	- All Pulses	000 Tons	2310
	- All Food-grains (Cereals and Pulses)	000 Tons	12728
	- Sugar Cane	000 Tons	89456

Industrial State Profile of Maharashtra – 2013-14

	- Cotton (Lint)	000 Tons	6820
	- Ground Nut	000 Tons	351
13	Livestock (2007) Total Live stock Total poultry	000s 000s	35955 64756
14	Total Forest area	Sq. Km	61358
15	No. of EMs (Part II) Filed by MSMEs (Upto March 2013) a) Micro b) Small c) Medium	Nos. Nos. Nos.	112209 53904 582
			166695
	Details of Enterprises since inception up to March 2013		
	Permanent (Part II) :		
	a) No. of Enterprises	Nos.	166695
	b) Employment	Nos.	2155215
	c) Investment	In Lakhs	3892401
	b) Details of Large Enterprises upto 31.03.2013		
	No. of Enterprises	Nos.	1657
	Employment	Nos.	325371
	Electricity generated.	Million KWH	89465
	Total electricity consumed	Million KWH	96644
	Industrial consumption	Million KWH	36486
	Percentage of industrial consumption to total consumption	%	37.75
	Agricultural Consumption	Million KWH	21693
16	Banking (June 2011) Banking Offices Villages having banking offices	Nos. Nos.	8515 2231
17	State Income (Estimate at current price)	Crores Rs.	1082751(Estimate)
18	Education (June 2011)) - Primary School - Enrolment - Secondary School (Incl. Higher Secondary School) - Enrolment	Nos. 000s Nos. 000s	100084 16185 21884 5628
19	Health (June 2011) - Hospital - Dispensaries - Beds per lakh of population	Nos. Nos. Nos.	1393 3087 106
20	Total Road Length Surfaced	Kms Kms	242919 223102
21	Total Railway route length	Kms.	242919
22	Motor Vehicles	000 Nos.	18919
23	Co-operatives Societies Total Membership	Nos. Lakhs	227938 525
24	Air Routes	<u>International</u> Mumbai Nagpur Pune	<u>Domestic</u> Mumbai Pune Aurangabad Nagpur Nanded

Source- ESOM-2012-13, DES

CHAPTER – 2
INTRODUCTION**Topography & Area**

Maharashtra is the second largest State in India in terms of population and 3rd largest as per geographical area (3.08 lakh sq.km) of the country. The state has actual population of 112,373,972 (as per 2011 Census (Provisional) which is 9.29 percent share of total population of India. It is bounded by Arabian Sea in the West, Gujarat in the North West and Madhya Pradesh in the North, Andhra Pradesh in the South-East and Karnataka and Goa in the South. The Konkan Coastal stretches about 720 kms long in the West and the Sahyadri ranges paralleled to the sea coast at about 80 Kms wide in the East. To the coast of the Sahyadri stretches a vast plateau. This plateau is drained by the three great rivers Godavari, Bhima and Krishna, which rise in the Sahyadri and flow eastward across Indian Peninsula into the Bay of Bengal.

The State has 35 districts which are divided into six revenue divisions viz. Konkan, Pune, Nashik, Aurangabad, Amravati and Nagpur for administrative purposes. The State has a long tradition of having statutory bodies for planning at the district. For local self-governance in rural areas, there are 33 Zilla Parishads, 351 Panchayat Samitis and 27,906 Gram Panchayats. The urban areas are governed through 26 Municipal Corporations, 219 Municipal Councils, 7 Nagar Panchayats and 7 Cantonment Boards.

Mumbai, the capital of Maharashtra and the financial capital of India, houses the headquarters of most of the major corporates & financial institutions. India's main stock exchanges & capital market and commodity exchanges are located in Mumbai.

Population

Maharashtra is the second largest State in India in respect of population after Uttar Pradesh. The population of Maharashtra as per census, 2011(Provisional), was 11.23 crore which contributes to 9.29 percent of the total population (121.01 crore) of India.

The density of population in the State is 365 which is slightly lower than that of India's 382. As per 2011 population census, 45.23 percent of the State's population was living in urban areas. This percentage was much higher than that of all India percentage (31.16). The rural population of the State living in 41,095 villages was 54.77 percent of the total population. During the decade 2001-2011, the rural population of the State increased by 10.34 percent.

Sex Ratio of Population:

The sex ratio has marginally improved i.e. from 922 in 2001 to 925 in 2011. The sex ratio is higher in rural area which is 948 as compared to urban area where it is 899. Though the sex ratio is higher in rural area yet it is decreasing steadily since 1991. Opposite trend is seen in urban area where it is increased from 873 in 2001 to 899 in 2011.

Literacy

As per the census 2011(Provisional), literacy rate in the State is 82.91 per cent. It is 89.82 percent and 75.48

percent for males and females respectively. At national level, it is 82.14 percent for males and 65.46 percent for females.

National Population Register

The Government of India has decided to create a National Population Register (NPR) to have a comprehensive identity database. The NPR would not only strengthen the security but also help in better targeting of the benefits and services under the government schemes/ programmes and improve planning. The NPR envisages (i) collection of personal details of all residents of the country and (ii) capturing of photographs and finger prints of all residents who are of age 15 years and above.

The NPR is prepared under the provisions of 'The Citizenship Act, 1955' and 'The Citizenship (Registration of Citizen and Issue of National Identity Cards) Rules, 2003'. The NPR will contain the details of all the 'Usual Residents' regardless of whether they are citizens or non-citizens. The work of NPR has been carried out alongwith the house listing operations. Once the NPR final database is created, the same will be forwarded to Unique Identification Development Authority of India (UIDAI) for de –duplication and generation of UID number.

AADHAAR

The Unique Identification Number (Aadhaar), which identifies individuals uniquely on the basis of their demographic information and biometrics, will give individuals the means to clearly establish their identity to public and private agencies across the country. It will also create an opportunity to address the existing limitations in financial inclusion. The Aadhaar can help poor residents to easily establish their identity to banks. As a result, banks will be able to scale up their branch-less banking deployments and reach out to a wider population at lower cost. The UID and the accompanying authentication mechanism coupled with easy to use technology can provide the desired micro payment solution. This can bring low-cost access to financial services to everyone.


The UIDAI is partnering with financial institutions to both augment enrolments through them and to provide bank accounts to residents during Aadhaar enrolment. About 80 per cent of residents have given consent for opening bank accounts during enrolment. In order to simplify the process of opening Aadhaar-enabled bank accounts for the marginalized population, the Aadhaar-based Know Your Resident (KYR) leading to issue of Aadhaar numbers has been accepted as equivalent to banks' Know Your Customer (KYC) norms. Further, the Aadhaar letter has been declared an officially valid document for opening of bank accounts by the Government in December, 2010. The UIDAI is also working towards linking National Rural Employment Guarantee Scheme payments with the Aadhaar number of the resident and routing the payments through his/her Aadhaar enabled bank account. The stage is now set for realizing the service-delivery potential of Aadhaar. Transformation in the delivery of services is expected through the use of Aadhaar authentication services.

The UIDAI created through a notification issued by the Government of India in January, 2009. The UIDAI is in the process of signing memorandum of understanding (MoU) with various stakeholders. The scheme was formally launched on 29th September, 2010 at Tembali village of Nandurbar district in Maharashtra when all the residents

in the village were enrolled making it the first 'Aadhaar Gaon' in India. The Directorate of Information Technology has been appointed as the Nodal Agency for Aadhaar programme in the State. It is expected to complete the enrolment for the State by 31st March, 2012. Upto 28th February, 2011, the number of enrolment centres started was 425 thereby enrolling 5.34 lakh population.

State Income

The preliminary estimates of the State Income of Maharashtra at current prices for the year 2011-12 is Rs. 10,82,751/- crore and the per capita State Income is Rs., 95,339/-.



CHAPTER – 3
AVAILABILITY OF RESOURCES

Land Utilization Pattern:

During the year 2010-11, out of the total 307.58 lakh hectares geographical area in the State, the Gross Cropped area was 231.75 lakh hectares, net area sown was 174.00 lakh hectares, (56.57%), area under forest was 52.16 lakh hectares (16.96%), land not available for cultivation was 31.80 lakh hectares (10.33%), other uncultivated land was 24.2 lakh hectares (7.9%) and fallow land was 25.45 (8.31%) lakh hectares.

Agriculture Production Prospects 2012-13:

Due to low intensity and deficit monsoon sowing of major kharif crops in western Maharashtra and some parts of Aurangabad and Nashik Divisions, was delayed. Low Moisture conditions and erratic rainfall in September and October are expected to result in overall reduction in production of foodgrains and sugarcane as compared to 2011-12. The food grains and oil seeds production is given in Table -I

The prospects of agricultural production in 2010-11 are considered reasonably bright due to more than normal rainfall in the State. During the current year, the production of foodgrains is expected to register a growth of 22.9 per cent with production of 154.63 lakh MT as against 125.85 lakh MT during 2009-10. The estimates of foodgrains and oilseeds production are given in Table-1. The main reason for the expected growth in crop production is the increase in production of Kharif Crops.

TABLE – I
FOODGRAINS AND OIL SEEDS PRODUCTION (LAKHS MT)

Crop	2011-12 Final Forecast	2012-13 Tentative	% Change
Cereals	104.19	82.55	(-) 21
Pulses	23.11	21.84	(-) 05
Total Foodgrains @	127.30	104.39	(-) 18
Oil seeds @	44.92	51.86	15
Cotton #	68.20	69.35	02
Sugarcane *	08.94.56	596.89	(-) 33

Source: Commissionerate of Agriculture, Govt. of Maharashtra.

@ Includes Kharif Rabi and Summer Crops.

Lakh Bales (170 kg each)

*Harvested Area.

Kharif Crops

During kharif season of 2012-13 areas sown under principal crops was 142.63 lakhs ha, (tentative), 4% less than the previous year (148.6 lakh ha), the area under Cereals, pulses and sugarcane decreased by 10% and 8% respectively, while that under oil seeds increased by 4% compared to the previous year. Soya bean is clearly emerging as major oil seed crop with growth of 164% in area and 214% in production during the last 10 years in

the state and contributing 91.6% oil seeds production in 2012 – 13. The production of cereals, pulses and sugarcane is expected to fall while that of Oil seed and cotton is expected to increase compared to previous year.

TABLE - 2
AREA AND PRODUCTION OF PRINCIPAL KHARIF CROPS
 (Area in '000 hectares, Production in '000 M. tonnes (Except Cotton))

Crop	Area		Production	
	2011-12	2012-13 (Tentative)	2011-12	2012-13 (Tentative)
Rice	1516	1520	2785	2993
Bajra	838	623	823	381
Jowar	896	764	1342	990
Ragi	130	117	138	125
Maize	736	693	2127	1583
Other cereals	58	54	30	23
Total Cereals	4174	3771	7245	6095
Tur	1233	1081	871	771
Mung	433	412	254	195
Udid	364	345	249	186
Other Pulses	88	65	36	18
Total Pulses	2118	1903	1410	1170
Total Foodgrains	6292	5674	8655	7265
Soyabean	3010	3218	3969	4749
Groundnut	238	191	257	215
Sesamum	42	29	14	7
Nigerseed	37	28	12	8
Sunflower	42	22	23	11
Other Oilseeds	08	18	3	5
Total Oilseeds	3377	3506	4278	4995
Cotton (Lint) @	4167	4146	6820	6935
Sugarcane**	1022	937	89456	59689
Total	14858	14263	-	-

Source: Commissionerate of Agriculture, Govt. of Maharashtra

@ Production of cotton in '000 bales of 170 kg each. ** Harvested Area

Rabi Crops

The deficit rain in Kharif and Rabi season 2012-13 resulted in decrease in the area under Rabi Crops as compared to previous year. The production of cereals is expected to fall while the production of pulses is likely to increase as compared to previous year. The area and production of principal rabi crop are given in Table-3.

TABLE - 3
AREA AND PRODUCTION OF PRINCIPAL RABI CROPS
 (Area in '000 hectares, Production in '000 M. tones)

Crop	Area		Production	
	2011-12	2012-13 (Tentative)	2011-12	2012-13 (Tentative)
Jowar	2333	2278	1285	978
Wheat	878	594	1499	878
Maize	116	130	294	202
Other Cereals	9	20	4	6
Total Cereals	3336	3022	3082	2064

Industrial State Profile of Maharashtra – 2013-14

Gram	1075	1254	857	978
Other Pulses	104	118	43	36
Total Pulses	1179	1372	900	1014
Total Food grain	4515	4394	3982	3078
Sesamum	3	2	1	1
Sunflower	131	90	71	40
Safflower	55	28	34	10
Linseed	31	26	8	10
Rapeseed & Mustard	13	9	4	2
Total Oilseeds	233	155	118	63
Total Crops	4748	4549	-	-

Source: Commissionerate of Agriculture, Govt. of Maharashtra.

Summer Crops:

The area and production of principal summer crops during 2011-13 and targeted area and production for 2012 -13 are given in the **Table-4**

TABLE – 4
AREA AND PRODUCTION OF PRINCIPAL RABI CROPS
(Area in '000 hectares, Production in '000 M. tones)

Crop	Area		Production	
	2011-12	2012-13 (Tentative)	2011-12	2012-13 (Tentative)
Rice	27	31	56	71
Maize	25	17	36	25
Total Cereals	52	48	92	96
Groundnut	65	81	94	120
Sunflower	02	09	02	08
Total Oilseeds	67	90	96	128

Source : Commissionerate of Agriculture, Govt. of Maharashtra.

Animal Husbandry:

Amongst the allied activities related to agriculture, animal husbandry is an important one. As per the Livestock Census of 2007, the total livestock population in Maharashtra was about 3.60 lakh. Total poultry population in Maharashtra was 648 lakh. The State's share in livestock and poultry population of India was 6.8% and 9.9% respectively. The details of Livestock & poultry population in Maharashtra as per census held in 2007, is given in Table 5.

TABLE – 5
LIVE STOCK IN MAHARASHTRA AS PER LIVESTOCK CENSUS – 2007

Livestock Population (in lakh)	
Category	Maharashtra
Cattle	161.84
Buffaloes	60.73
Sheep & Goats	133.01
Other Livestock	03.97
Total Livestock	359.54
Total Poultry	648.00

Livestock Insurance Scheme

Livestock insurance , a centrally sponsor scheme is implemented by Maharashtra Livestock Development Board (MLDB), since 2006-07 with twin objectives of providing protection mechanism to the farmers and cattle rearers against any eventual loss of the animals due to permanent disability or death and attaining qualitative improvement in livestock and their products. Under this scheme, two milch cattle's are insured per cattle owner. The central assistance for payment of 50% of premium is provided and remaining 50% premium is borne by cattle owners. The scheme is implemented in 18 districts in the state during 2012-13 total 5577 cattle are insured and expenditure of Rs. 58.79 lakhs is incurred in this scheme.

Poultry Development

Poultry activities in the state are mainly operated by private poultry owners. The National Institute of Nutrition has recommended per capita per annum consumption of 180 eggs and 11 kgs of Poultry meat. At present, National level per capita per annum availability of eggs is 55 and that of poultry meat is 1.6 kgs. Per capita per annum consumption is 170 eggs in major cities, 40 eggs in smaller cities and , 20 eggs in developed rural areas, and only 5 eggs in under developed rural areas. Considering the growth potential in this sector, the state government has decided to promote poultry activity through contract farming. During 2011-12, an expenditure of Rs. 3.187 crore was incurred against the provision of Rs.29.75 crore. For 2012-13 a provision of Rs. 7.05 Crore has been made. The information on number of poultry birds supplied through central Hatcheries and per capita availability of eggs in the state and all India is given in Table 6.

Table 6.
NO OF BIRDS SUPPLIED AND AVAILABILITY OF EGGS.

Year	No of Birds supplied (in lakhs)	Availability of eggs (per capita per annum)	
		State	All India
2008-09	5.07	33	47
2009-10	5.71	35	51
2010-11	3.87	38	53
2011-12	8.84	39	55
2012-13	4.74	NA	NA

Source: Commissionerate of Animal husbandry. Govt. of Maharashtra.

Dairy Development

The main livestock products are Milk, Eggs, Meat and Wool. The State ranks sixth in India in milk production. During 2012-13, the production of milk was 8.6 million MT and the per capita daily availability was 208 gms at the State level while the production of milk was 133 million MT(Prov.) and the per capita daily availability was not applicable gms at All-India level. During 2012-13, the milk production is expected at 7.8 million MT. The production of milk, meat, wool and eggs in the State is given in Table -7

TABLE – 7
LIVESTOCK & POULTRY PRODUCTION

Item / Unit	2011-12	2012-13
Total Milk (Th.M. Tonnes)	8563.00	8657
Eggs (Crore Nos.)	384.00	416
Meat (Th. Tonnes)	545.00	553
Wool (Lakh Kgs)	17.09	18.2

During 2012-13, there were 74 milk processing plants and 129 government /co-operative milk chilling centres with capacity of 80.5 lakh litres per day and 22.5 lakh litres per day respectively. The average daily collection of milk by the Government and co-operative dairies taken together (excluding Greater Mumbai) was 34.74 lakh litres during 2012-13. The details regarding by-products are given in Table- 8.

TABLE -8
PRODUCTION OF BYE-PRODUCTS OF MILK - GOVERNMENT & CO-OPERATIVE DAIRIES

By-product	Unit	2011-12	2012-13
Skimmed milk powder	MT	667.68	1051.63
White butter	MT	397.86	600.68
Ghee	MT	29.84	54.25
Energee	Lakh bottles	56.10	23.43
Lassi	Lakh bottles	34.94	16.16
Masala Milk	Lakh bottles	05.49	03.31
Long life cow's milk	Lakh bottles	01.11	00.37

It is seen from the above table that, Maharashtra is very good in Live Stock Product. There exists good potential for setting up of Milk, Meat & Wool processing industries in Maharashtra.

Forestry:

The area under forest in Maharashtra State at the end of 2011-12 was 61.358 thousand sq. kms. which accounted for about 17% per cent of the geographical area of the State. The main forest areas are in the districts of Gadchiroli and Chandrapur in the east region. Satpura range in the north, the Western ghat and in the rest of the State, there is very little forest. The production and value of major and minor forest produce in the State are given in Table – 9.

TABLE –9
PRODUCTION AND VALUE OF FOREST PRODUCE

(Rs. In Crore)

Forest Produce / Unit of production	2011 –12		2012-13 (Provisional)	
	Production	Value	Production	Value
(A) Major Forest Produce				
Timber LCM**	01.15	243.51	1.28	188.87
Firewood LCM**	03.79	28.10	4.14	36.62
Total (A)	04.94	271.61	5.42	225.49
(B) Minor Forest Produce				
Bamboo LMT@	01.93	39.05	1.38	32.14
Tendu LSB#	06.21	100.08	6.67	140.60
Grass MT	1584.00	00.18	NA	0.009

Industrial State Profile of Maharashtra – 2013-14

Gum	Qtls.	6076.00	01.39	NA	0.05
Others		NA	09.79	NA	0.34
Total (B)		-	150.49	-	173.13
Total (A + B)		-	422.10	-	398.62

** LCM- Lakh Cubic Meter @ LMT –Lakh Metric Tonnes

LSB –Lakh Standard Bags

Sericulture:

Sericulture is an important agro based cottage industry. It has a great potential to generate employment opportunities on a massive scale in rural sector resulting in financial up-liftment of the rural poor. Sericulture is the cultivation of silk through rearing of silk worm. It involves raising of mulberry plants for silk worm rearing of silk worm for production of cocoons, reeling and spinning of cocoons for production of yarn etc. for value added benefits such as processing and weaving. Mulberry silk development programme is implemented in 23 districts of the state through, environment in the state is favourable for sericulture activities, and area under mulberry plantation has continuously reduced over last 3 years. During 2011-12 area under mulberry plantations was 2326 ha which less by 20.6% over previous year was. Production of Raw silk reduced to 153.50 MT which as less by 22.8 % over 2010-11. During 2012-13 upto February, production of raw silk was 54.38 MT. Tasar silk development programme is implemented in 4 districts of Vidharba viz.Gadchiroli, Chandrapur, Bhandara and Gondia. Area under plantation of ain trees (on which tasar silk worms are grown) is 18,866 ha in these four districts. Production of Raw Tasar silk was 12.36 MT which was higher by 83% over 2010-11. During 2012-13, upto February 6.17 MT raw Tasar silk was produced.

Fisheries:

The state is endowed with coast line of 720 km. The area suitable for marine fishing is 1.12 lakh sq.km in addition to this, the area suitable for inland and brackish water fishing in the state is 3.01 lakh hector and 0.19 lakh hector respectively. Share of fisheries in GSDP of agriculture and allied activity sector during 2011-12 was 0.5 % there are 162 fish landing centres in the state. The state has 29 fish seed production centres with 12350 lakh spawn capacity per year for catering to inland fishing. There are about 15,000 marine fishing boats in operation of which 12800 are mechanized. The fish production and exports are given in the Table -10.

TABLE 10
PRODUCTION AND VALUE OF FISH

Item	Unit	2010-11	2011-12	2012-13
Fish production				
Marine	Lakh M.T.	04.47	04.34	03.15
Inland	Lakh M.T.	01.30	01.45	01.10
Total		05.77	05.79	04.25
Gross value of fish production				
Marine	Crore Rs.	2147.00	2428.00	1890.00
Inland	Crore Rs.	852.00	1105.00	880.00
Total		2999.00	3533.00	2770.00

Export of Fish produce				
Quantity	Lakh M.T.	01.58	01.52	-
Value	Crore Rs.	2244.00	2420.00	-

+ Upto Dec. N.A.- Not Available

Co-operative Sector:

Co-operative movement has been recognized as an effective instrument for development of the rural masses and for improvement in the socio-economic conditions of the underprivileged. The co-operative movement in the State has not only improved standard of living of the people but has made significant contribution to the State economy. Co-operative societies have entered into all spheres of socio-economic activities viz. production, marketing, credit & banking processing, consumer, dairying, storage, housing, farming, fishing, etc. However, in the era of globalization, the co-operative sector is facing serious challenges such as competition from multinationals, resource constraints, lack of professionalism, etc. As on 31st March 2010 there were 2.28 lakh co-operative societies working in the State with about 525 lakh members.

Minerals:

Important Minerals in Maharashtra.

Sr.	District	Minerals.
1.	Nagpur.	Manganese, Coal, Dolomite, White Clay/Yellow ochre/Red ochre, Sand
2.	Chandrapur	Coal, iron Ore, Limestone, Dolomite, White Clay/Yellow Ochre, Sand,
3	Gadchiroli	Iron Ore.
4	Bhandara	Manganese, iron Ore, Chromites, kainite, Sand
5	Gondia	Quartz ad vanadiferous Iron Ore.
6	Yavatmal	Coal Limestone, Dolomite, Sand(Stowing)
7	Amravati	Fire Clay.
8	Sindhudurg	Iron Ore, Bauxite, Silica sand, Dolomite, China Clay, Fire Clay, Graphite.
9	Ratnagiri	Bauxite, Silica Sand.
10	Kolhapur	Iron Ore, Bauxite.
11	Raigad	Bauxite.
12	Satara	Bauxite.
13	Thane	Bauxite.
14	Sangli	Bauxite.

The total potential mineral area is about 58 thousand sq. km. comprising about 19 per cent of the State's total geographical area.

Upto 31st March 2013 total 258 mines were in operation with 48,091 employments in the State. The State accounts for 6.2 per cent share in the country as regards employment in mining sector. The total value of minerals extracted during 2012 – 13 was Rs. 4,153 crores. The value of coal extracted during 2012 – 13 was Rs. 1,852 crores, which was 85 per cent of the total value of minerals extracted in the State.



CHAPTER – 4
INFRASTRUCTURAL FACILITIES EXISTING IN MAHARASHTRA

With the rapid growth of the economy in recent years, demand for strengthening the existing infrastructure as well as need for new infrastructure projects has increased enormously. Traditionally, the important infrastructure sectors like power, roads, railways, ports, airports and communications were exclusively in the domain of the public sector. The lack of adequate infrastructure put constraints on the growth of the economy. Due to rising gaps between demand and supply of infrastructure facilities and constraints in public finances, the Government has opened these sectors for private participation. The public sector continues to invest in infrastructure development in areas where private participation is minimal or not forthcoming.

Power:

Among the physical infrastructure, the Government has recognized electricity as a basic human need and also it is one of the key drivers of the economy on which the socio-economic development of the state and country depends. However, in the recent past, the gap between demand and supply of electricity in the state is widening, which is a cause of concern.

Total electricity generated (including renewable sources) in the state was 89465 million units (MUS) during 2011-12 which was 7.8% higher than previous year. During 2011-12 the state has received 36,755 MUS electricity from the central sector.

MAHAGENCO accounted for 53.1% per cent followed by RGPPL and Tata power 12.3%, each JSW energy 7.4%, renewable energy 6.3%, reliance Infrastructure 5%, Wardha Power Company Ltd. (WPCL) 3.3% and others 0.3% of the total generation.

During 2012-13 upto the end of December, the total electricity generated in the state was 67663 MUS, Slightly higher than that for the corresponding period of 2011-12. During 2012-13 upto December the state has received 31,303 MUs electricity from the central sector.

The total consumption of electricity in the State during 2011-12 was 96644 Million KWH, which was higher by 8.1 per cent over previous year. The details of consumption of electricity in the State is given below at Table -11.

TABLE – 11
CONSUMPTION OF ELECTRICITY IN THE STATE

Sl. No.	Type	Consumption of Electricity (Million KWH)					
		2010-11	% share	2011-12	% share	2012-13*	% share
1	Industrial	34416	39.38%	36486	37.75%	25034	34.91%
2	Domestic	19546	22.36%	21041	21.77%	17937	25.01%
3	Agriculture	16257	18.60%	21693	22.44%	11887	16.57%
4	Commercial	11527	13.18%	11768	12.17%	9759	13.60%
5	Public services **	2829	03.23%	3270	03.38%	2718	03.79%
6	Railways	2188	02.50%	2229	02.30%	1788	02.49%
7	Miscellaneous	633	00.72%	157	00.16%	2588	03.60%
	Total	8739	100%	96644	100%	71710	100%

* Upto Dec 2012(Provisional)

** Public Lighting & Public Water works

Roads:

The State's road network consists of National Highways, State Highways, Major District Roads, Other District Roads and Village Roads. The road development works in the State are carried out by Public Works Department (PWD) of the State Government, Zilla Parishads (ZP), Municipal Corporations/Municipal Councils/Nagar Panchayats (NP), Cantonment Boards (CB), Maharashtra State Road Development Corporation (MSRDC), Forest Department, Maharashtra Industrial Development Corporation (MIDC) and City & Industrial Development Corporation (CIDCO). The total road length maintained by PWD and ZP (excluding internal road length maintained by local bodies) at the end of March 2012 was 2.42 lakh km of which surface road length is 2.19 lakh km (90.6 per cent) and unsurfaced road length is 22,667 km (9.4 per cent). The category-wise break-up of road length maintained by PWD & ZPs as on March 2012 is given below at Table – 12.

TABLE – 12
ROAD LENGTH MAINTAINED BY PWD AND ZP

(KMS.)

Sl. No.	Category of Road	As on 31 st March					
		2010	% share	2011	% share	2012	% share
1	National Highways	4376	01.83%	4376	01.81%	4376	01.80%
2	State Highways	34102	14.20%	34103	14.10%	34157	14.06%
3	Major District Roads	49901	20.78%	49936	20.65%	50256	20.68%
4	Other District Roads	46817	19.50%	46897	19.40%	47529	19.56%
5	Village Roads	104844	43.67%	106400	44.01%	106601	43.88%
	Total	240040	100%	241712	100%	242919	100%

Motor Vehicles:

The total number of Motor vehicles on road in the State as on 1st January, 2013 was 182.40 lakh showing an increase of 10.4 percent over the previous year. Of the total vehicles, about 19.08 lakh vehicles (12.0 percent) were in Greater Mumbai.

Railways:

Indian Railways is the backbone of India's transport infrastructure with its network of 64,755km. Freight and passenger traffic are the two major segments of the railways. The railway route length in the State as on 31st March 2010 was 5,983 km (including 382 km of Konkan Railway), which is 9.4 per cent of the total railway route length in the country. The data of total railway route length in the State shows that the increase in length is hardly about 18.3 per cent over last 50 years. This increase is mainly due to Konkan Railway. Most of the works carried out by railway were converting meter gauge (1 metre) and narrow gauge (0.762 metre/0.610 metre) into broad gauge (1.676 metre). The railway route length per 1,000 sq.km. of geographical area as on 31st March 2010 was 19.44 km (including Konkan railway) in the State as against 19.69 km in the country.

Ports:

Along the 720 Km coastal line of the state, two major ports namely Mumbai Port Trust (MbPT) and Jawaharlal Nehru Port Trust (JNPT) at Nhava-Sheva are in operations. The Jawaharlal Nehru Port Trust is India's largest container traffic port. The Government has taken a policy decision to develop all 48 minor ports in the State with participation of private sector under control of Maharashtra Maritime Board. The Mumbai Port Trust and JNPT handled 481.92 and 459.48 lakh tonnes cargo traffic respectively during 2012-13 (upto January 13). The total cargo traffic handled by both of these ports during 2011-12 was 1223.28 lakh tonnes, out of which Import was 689.82 lakh tonnes and export was 533.46 lakh tonnes. The Mumbai Port Trust has handled 66.32 thousand passenger traffic during 2011-12. The minor ports together handled 65.18 lakh tonnes cargo traffic and 78.82 lakh passenger traffic during 2011-12 (upto September, 2012). Total cargo traffic handled by minor ports during 2011-12 was 132.22 lakh tonnes, out of which Import was 111.73 & Export was 13.37 lakh tonnes. Passenger traffic handled by minor ports during 2011 -12 was 177.24 lakh, out of which 157.45 lakh by mechanized vessels and 19.79 lakh by non-mechanised vessels.

Air Transport:

There are three International Airports in Maharashtra located at Mumbai (Chhatrapati Shivaji Maharaj International Airport), Nagpur and Pune. There are also 5 Domestic airports at Mumbai, Pune, Nagpur, Aurangabad and Nanded in the State. The passengers handled by Domestic Airports were 404.02 lakh nos. and by International Airports was 79.47 lakh nos. during the year 2010. Similarly, the cargo handled by domestic airports was 1,97,993 tonnes and by International Airports was 4,08,731 tonnes during the year 2010.

Maharashtra Airport Development Company Limited (MADC) was constituted in the year 2002 by the State Government as a special purpose vehicle. MADC is handling projects which include 'Multimodal International Passenger and Cargo Hub Airport at Nagpur' (MIHAN) and Nagpur International Airport. The MIHAN project comprises of developing the existing airport of Nagpur as an international passenger and cargo hub airport. For economic feasibility of the project a Multi-product Special Economic Zone (SEZ) abutting the boundary of the

airport is also being developed. MADC is also developing several other airports in Maharashtra including Solapur, Shirdi, Gadchiroli, Chandrapur, Amravati, Jalgaon and new international airport at Rajgurunagar (Navin Chakan, District Pune).

To reduce congestion in Mumbai International Airport, an additional airport has been proposed at Navi Mumbai, the first phase of which will be functional by 2013. The total project cost is Rs. 9,970 crore. Besides these, the Government has also taken a decision of setting up new airports at Yavatmal, Latur, Osmanabad. Baramati, Kolhapur, Ratnagiri and Sindhudurg. The work of setting up airport at Kolhapur has been handed over to Airports Authority of India and is expected to be completed by the end of 2012. The proposal of setting up airport at Ratnagiri has been handed over to the Coast Guard.

Specialties of Multi-model International Cargo hub and Air Port (MIHAN) at Nagpur

- Project Area – 4354 ha. for SEZ, 1295 ha. for airport.
- Located at the integration of three modes of transport i.e. airways, railways and roadways.
- Total projected investments in next five years will be about 20 billion dollars.
- Expected employment generation is about 1,20,000 direct jobs and about 3,50,000 indirect jobs by 2020 in MIHAN area.

Communications:

Along with Bharat Sanchar Nigam Ltd. (BSNL) and Mahanagar Telephone Nigam Ltd. (MTNL), eight private companies are providing telecommunication services in the State. The total number of landline connections at the end of September 2013 in the State was 55.62 lakh. The number of cell phone users per lakh population at the end of September 2013 in the State was 1021 lakhs.

During the year 2011-12, the number of Post Offices in the rural areas of the State was 11,339 and in the urban areas was 1261. The number of letter boxes in the rural areas was 42,012 and in the urban areas was 8417. During this period, there were 20385 delivery postmen in the rural areas and 7286 were in the urban areas

Banking:

As on March 2012 the total number of banking offices of scheduled commercial banks in the State were 9053. The aggregate deposits of the scheduled commercial banks in the State, at the end of 30th Sept., 2012 were Rs.15.94 lakhs (RS) which were higher by 09.7% percent than previous year. During the same period, gross credits of these banks increased impressively by 15.0 percent and reached to Rs. 13.88 lakhs.

TABLE 13
Deposits and Credits of SCBS in the State:-

Particulars	2011				2012			
	Rural	Semi Urban	Urban	Total	Rural	Semi-Urban	Urban	Total
No of Banks	2226	1667	4923	8816	2338	1858	4857	9053
Deposits (RS Lakh Crore)	0.28	0.48	13.77	14.53	0.34	0.59	15.01	15.94
Credit(Rs lakh Crore)	0.20	0.27	11.59	12.96	0.27	0.32	13.29	13.88
Credit Deposit Ratio (%)	71.9	52.2	84.20	83.00	77.50	54.3	88.06	87.10



CHAPTER – 5
INDUSTRIAL SCENARIO IN MAHARASHTRA AND MSME

Maharashtra has been in the forefront in sustaining industrial growth and in creating environment conducive to industrial development. Investment – friendly industrial policies, excellent infrastructure and a strong and productive human resource base have made it a favoured destination for manufacturing, export and financial service sectors. However, the year 2008 – 09 witnessed a heavy turmoil in the global economy, which had an impact on the Indian as well as State economy.

The advance estimate of Gross State Domestic Product (GSDP), at constant (204-05) prices is expected at Rs. 843565 crore with growth at 7.1% over 2011-12 to grow at 07.1 per cent during the year 2010 – 11 as against 8.7 per cent during the previous year. Industry sector is expected to grow by 9.1 percent and Services sector is expected to grow by 10.9 percent during the year.

GSDP for 2012-13 (Forecast)

The advance estimates of the gross states domestic product (GSDP) at constant (2004-05) prices is expected at Rs.8, 43,565 crore with growth of 7.1 % over 2011-12.

Rain fed agriculture sector was affected again this year due to less than the normal rainfall, by about 10% less. Till the end of October 2012 10 districts have received less than 75% of normal rainfall. Overall food grains production is expected to decline by 18% over the previous year. Sugarcane (harvested) production likely to decrease by 33%. Oilseeds production and cotton production is likely to increase by 15% and 2% respectively. This all together leads to the growth in the agricultural sector in 2012-13 (-) 1.4%. Forestry and fishery sector , both likely to show negative growth of 6.3% and 0.2%, restraining growth of agriculture and allied activities sector at (-) 2.1%. Price rise and wage inflation leading to higher cost of input thereby increasing cost of production subsequently causing reduction in production reflected in Index of Industrial production (IIP), which recorded growth of 1% in the first 9 months of 2012-13. Due to which growth of manufacturing sector may achieve growth of 5.1%. However, expected growth of 11.2% in construction sector will help industry sector to grow with 7.0%. The services sector with the growth of 8.5% over the previous year likely to help GSDP to main its growth same as 2011-12 at 7.1%.

The State continued to attract highest industrial proposals resulting into maximum generation of employment compared to other States due to availability of better infrastructure, skilled human resources and stable social conditions. The State's share in proposed investment and employment in the country is 10 and 15 percent respectively.

Total 20,484 industrial projects, including FDI projects with an investment of Rs. 9,20,121 crore have been approved for setting up new industries in the State during August, 1991 to August, 2010. By the end of August, 2010 with an investment of Rs.1,95,407 crore, 8,322 projects were commissioned. Total 796 industrial project including FDI projects with an investment of Rs. 1,51,209 crore and proposed

employment of 2,25,710 were approved during September, 2009 to August, 2010. During the same period, 36 projects with an investment of Rs. 8,673 crore and employment of 9,458 were commissioned. The industrial policy reforms have reduced the industrial licensing requirements, removed restrictions on investments & expansions and facilitated easy access to foreign technology as well as foreign direct investments. Since August, 1991 to August, 2010 total 16,140 industrial projects with an investment of Rs.6,95,516 crore generating 30.24 lakh employment have been approved by the Government of India for setting up industries/mega projects in the State. Maharashtra has remained one of the favoured destinations for industrial investment in the country maintaining status of the most industrialized State and has successfully attracted a large share of industrial investments in the post liberalization era, from both domestic as well as foreign entities.

The State has adopted the Special Economic Zone Policy (SEZ) with effect from 10th Feb. 2006. The SEZs notified as duty free enclaves, have a relaxed and business friendly policy regime, aimed at promoting rapid industrial development and employment generation. It is expected that this will trigger inflow of large foreign and domestic investments in infrastructure for SEZs and productive capacities which will lead to generation of additional economic activities and employment opportunities. Upto 31st December 10, 233 SEZ proposals were received in the State, of which 143 SEZ were approved by the Central Government (105 formal and 38 in principle approvals) and 63 of them are notified SEZ.

The State Government has taken a number of initiatives to promote development of Information Technology (IT) / Information Technology Enabled Services (ITES) sector in the State. The Steps include formulation of a progressive sector-specific policy, development of IT parks and the knowledge corridors. As envisaged in 'Information Technology (IT) and Information Technology Enabled Services (ITES) Policy, 2003', the State has offered various fiscal incentives to IT / ITES industries. Besides, non-fiscal incentives like additional FSI, permitting software industry in residential areas, suitable permissions to develop communication systems, self-certifications under labour laws are also offered.

In view of this, 36 Public IT parks are established by MIDC and CIDCO. For getting private participation in creating world-class infrastructure for IT industry, 425 Private IT parks have been approved, out of which 88 IT parks have started functioning. These are located in Mumbai (41), Thane (9) and Pune (38) district. These functioning IT parks with investments of Rs. 1,403 crore are creating 1.87 lakh jobs. The remaining 337 IT parks with investments of Rs. 6,347 crore have been given Letters of Intent and are expected to generate 8.46 lakh job opportunities. The list of Public IT parks and Private IT parks are given in Annexure I & II respectively.

The Bio-Technology (B.T.) Policy was declared by the State Government in 2001. Nine BT-SEZs under public sector are proposed in the State with total estimated investment of Rs.4234 crores and employment generation of 0.98 lakh.

Public Bio-Tech (BT) parks are developed in the State at MIDC Jalna and MIDC Hinjewadi (Pune), while four private BT parks are being developed in the State with total investment of about Rs. 300 crores.

As on 30th December 2010, the total No. of Micro, Small and Medium Enterprises since inception i.e. after the enactment of MSME Development Act- 2006 are around 1,65,214 providing employment opportunities to around 13,00,947 persons.

DEVELOPMENT IN MSME SECTOR:

Micro, Small and Medium Enterprises sector occupies an important position in the State's industrial economy and continues to contribute to industrial production, export, creation of employment opportunities, etc.

The Development Commissioner (MSME), Govt. of India, New Delhi formulates the policy governing the MSME in the country and chalk out schemes and programmes for development of the MSME sector as per the provisions in the MSME Act.

As per the new MSME Dev. Act, 2006, the current definitions of Micro, Small and Medium Enterprises in manufacturing and service sector are as follows :-

Category	Manufacturing	Service Sector
	Investment in Plant & Machinery (excluding Land & Building)	Investment in equipment (excluding Land & Building)
Micro	Upto Rs. 25 lakhs	Upto Rs. 10 lakhs
Small	Above Rs. 25 lakh upto Rs. 5 Crore	Above Rs. 10 lakh upto Rs. 2 crores
Medium	Above Rs. 5 crores upto Rs 10 crores	Above Rs. 2 crore upto Rs. 5 Crore

For the development of MSME, i.e. Micro and Small Enterprises, the Government has given importance in its MSME Development Act, 2006, for development of skills entrepreneurs and their employees, management of enterprises, technology upgradation, marketing assistance, infrastructure facilities, cluster development and delayed payment. In the year 2012, Govt. of India, Ministry of MSME has declared Public Procurement Policy, the detailed features have been separately given.

The total No. of Entrepreneurs Memorandum (Part II) filed by Micro, Small and Medium Enterprises after the enactment of the MSME Development Act, 2006 i.e. from 2.10.2012 upto the end of Sept. 2013 is given in Table - 14.

TABLE – 14

No. of Part II Micro, Small & Medium Enterprises Filed EM upto the end of Sept 2013

Sl No.	District	Total No. of Micro enterprises		Total No. of Small enterprises		Total No. of Medium enterprises	
		Mfg.	Service	Mfg.	Service	Mfg.	Service
1.	Mumbai	137	411	65	216	0	2
2.	Mumbai Suburban	356	694	262	434	3	8
3.	Thane	1112	584	1273	362	25	10
4.	Raigad	109	57	113	44	5	3
5.	Ratnagiri	121	26	11	1	0	0
6.	Sindhudurg	111	23	8	2	0	0
	Konkan Region	1946	1795	1732	1059	33	23
7.	Nashik	356	34	136	28	8	1
8.	Dhule	49	6	70	4	0	0

Industrial State Profile of Maharashtra – 2013-14

9.	Nandurbar	6	0	10	0	0	0
10	Jalgaon	228	48	74	15	1	1
11	Ahmednagar	162	30	64	21	4	0
	Nashik Region	801	118	354	68	13	2
12	Pune	1684	483	646	176	22	9
13	Sangli	224	30	35	9	1	1
14	Satara	377	26	114	22	2	0
15	Solapur	207	19	26	11	1	0
16	Kolhapur	1085	49	364	16	14	1
	Pune Region	3577	607	1185	234	40	11
17	Aurangabad	189	38	96	6	3	0
18	Jalna	13	0	9	0	6	0
19	Parbhani	42	6	16	2	0	0
20	Hingoli	24	4	26	2	0	0
21	Beed	87	13	20	0	0	0
22	Nanded	88	4	18	3	0	0
23	Osmanabad	13	1	4	1	0	0
24	Latur	106	12	14	7	0	0
	Aurangabad Region	562	78	203	21	9	0
25	Buldhana	16	6	6	1	1	
26	Akola	103	15	27	1	0	0
27	Washim	19	0	1	0	0	0
28	Amravati	84	10	27	0	0	0
29	Yavatmal	144	35	7	0	0	0
	Amravati Region	366	66	68	2	1	0
30	Wardha	56	62	13	1	0	0
31	Nagpur	782	193	151	66	4	1
32	Bhandara	23	4	6	2	0	0
33	Gondia	36	8	6	3	0	0
34	Chandrapur	73	18	10	4	1	0
35	Gadchiroli	108	0	3	2	0	0
	Nagpur Region	1078	285	189	78	5	1
	Maharashtra	8330	2949	3731	1462	101	37

Exports from Maharashtra:

The main products exported from the state are Gems and Jewellery, Software, textiles, readymade garments, cotton yarn, metal & metal products agro-based products, engineering items, drugs & pharmaceuticals and plastic & plastic items. To recognise the efforts put up by the exporters and to boost the exports, the State is taking initiatives like giving awards based on export performance and implementing space rent subsidy scheme for Micro and Small Enterprises for participation in international exhibitions. Since 2007-08, the State's share remained at 27 per cent in the total exports from India. Exports from the State and India are given in Table No 15

TABLE – 15
EXPORTS FROM MAHARASHTRA AND INDIA

(Rs.in Crores)

Year	Maharashtra	India
2007-08	1,72,846	6,40,172
2008-09	2,26,794	8,39,978
2009-10	2,28,184	8,45,125
2010-11	3,08,515	11,42,649
2011-12	3,94,005	14,59,280
2012-13*	1,74,011	6,44,486

Source : Directorate of Industries GOM, * upto August.

Index of Industrial Production :

The growth of the industrial sector is measured through Index number of Industrial Production (IIP). The present index of industrial production covers the mining, manufacturing and electricity sectors. The Central Statistical Organisation (CSO) compiles and releases the monthly All India IIP. The average all India IIP (base year 2004-05) has increased from 168.0 in April, 2011- January 2012 to 169.6 in April 2012-January 2013. As per this index, the average growth during April 2012 – January, 2013 stands at 1.0 % as against 3.4% for the corresponding period of previous year. The groupwise all India IIP for Period April, 2011- January 2012 and April 2012-January 2013 are given in Table 16.

TABLE – 16
INDEX OF INDUSTRIAL PRODUCTION IN INDIA

(Base year 1993-94 = 100)

Item.	Weight	IIP (April to January)	
		2011	2012
General Index	100.00	168.0	169.6
Mining	14.16	125.7	123.3
Manufacturing	75.53	178.6	180.2
Electricity	10.31	148.8	155.8

Source : Central Statistical Organisation, Govt.of India. @ Quick estimates.

Annual Survey of Industries :

The Annual Survey of Industries (ASI) covers all factories registered under Factories Act, 1948 and Bidi and Cigar establishments registered under Bidi and Cigar Workers (Conditions of Employment) Act, 1966. It is revealed from the latest available ASI 2010-11 results that amongst the states Maharashtra is at the top position in terms of gross value added and emoluments to employees with share of 20.5 % and 16.4% at all India level. In terms of number of factories fixed capital and employment, the state is at 2nd position, in the country with a share of 13.2 , 14.5, and 12.1 % respectively.

The contribution of the state in total value of output was 16.8% and in the net value added (NVA) was 21.4%. Selected Indicators of Industries in the State viz. All India are given in the Table 17.

TABLE – 17
SELECTED INFORMATION ON INDUSTRIES IN MAHARASHTRA VIS-A-VIS INDIA

(Rs. in Crore)

Particulars	2009-10		2010-11*	
	Maharashtra	India	Maharashtra	India
Number of Industries	19,457	1,58,877	27,892	2,11,660
Fixed Capital	1,97,274	13,52,184	2,32,635	16,07,843
Working Capital	63,467	3,87,745	67,116	6,20,467
Total Output	6,24,049	37,33,036	7,87,970	46,85,213
Total Input	4,89,066	30,35,853	6,16,867	38,51,964
Gross Value Added	1,34,983	6,97,183	171,103	8,33,249
Net value added	1,17,872	5,92,114	1,52,328	7,12,640
Employment (No.)	10.63	91.58	12.03	99.07
Profit	68,549	3,32,931	94,496	3,98,002

Source : Central Statistical Organisation, Govt. Of India. * Provisional.

Major industries in terms of net value added during 2010-11 are i) coke, refined petroleum products etc. (14.0 per cent), ii) Basic Metals 11.7%, iii) Food Products, 11.1%, iv) Motor Vehicles , Trailers, 8.6% and v) Machinery and Equipments, Repair and Installation (8.0%) These industries groups accounted for 53.4% value of output of all industries and 51% of fixed capital during 2010-11.

HIGH POTENTIAL INDUSTRIES IN MAHARASHTRA

Maharashtra is at leading position as far as manufacturing enterprises in India are concerned. Some industries involved with the advanced technological areas are rising in the State. Some such type of industries are mentioned below :

Sr No	Sector	Products
1	Mechanical	Auto Components
		High precision engineering components
		Defence items
		Railway stores
		Refinery items (Pipes, valves, tubes) etc
		Jigs and fixtures
		Tooling and Dies
		Precision meterology equipments
		General Engineering
2	Metallurgy	Casting and Forging machine components
		Welding Electrodes and SPMs
3	Electrical	Transformers
		Generator Sets
		Control Panels
		Powerhouse equipments
		Household electrical gadgets and fittings
4	Electronics	Embedded systems
		Control automation
		Computer hardware
		Digital Equipments
		Telecommunication parts
		Defence electronics

Industrial State Profile of Maharashtra – 2013-14

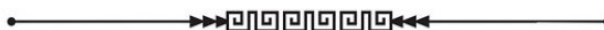
5	Chemical	Basic Chemicals
		Oils and Paints
		Soaps Detergents and toiletries
6	Textiles and Garments	Yarn, sizing and warping
		Weaving
		Dyeing and Printing
		RGM
7	Food and beverages	Packed Food
		Ready to cook
		Spices
		Packaged drinking water
		Bakery items
8	Cold storage	Agricultural products
		Fishery
9	Non Conventional / Renewable Energy	Solar power
		Wind power
		Solar wind hybrid
10	Pharmaceutical	Bulk drugs
		Pharma printing and labelling
11	Film Industry	3-D modelling
		Animation and allied work
12	Civil Construction	Construction machinery and equipments
		Building hardware

TABLE – 18
REGION-WISE DETAILS OF MSMEs and LARGE ENTERPRISES AS ON 31.12.2011

(In Nos.)

Region	MSME	Employment in lakhs	Large Enterprises	Employment in lakhs
Mumbai	15565	2.47	311	0.47
Konkan (Excl.Mumbai)	25625	3.91	1222	2.45
Nashik	19911	2.50	665	1.52
Pune	68080	7.86	1490	4.07
Aurangabad	11174	1.36	538	1.11
Amravati	7710	0.89	148	0.32
Nagpur	15501	1.97	541	1.31
Maharashtra	163566	20.97	4915	11.25

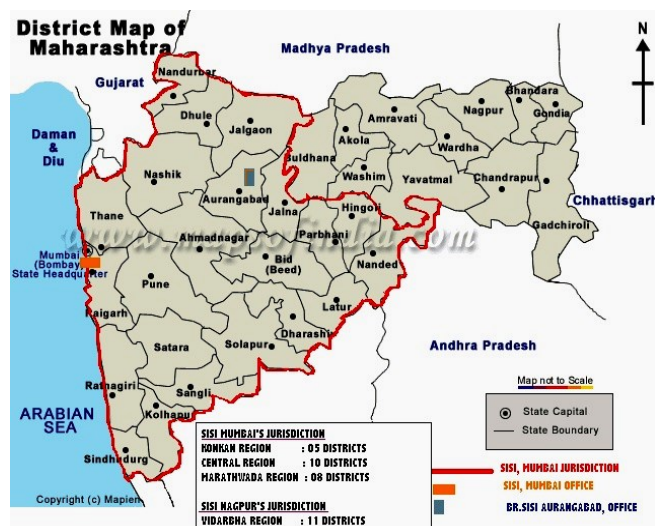
Source : Directorate of Industries GOM.



CHAPTER – 6

O/o DC(MSME) AND THEIR FUNCTIONS IN BRIEF

OPERATIONAL JURISDICTION OF MSME-DI, MUMBAI



MSME-DI, Mumbai

- 1) Ahmednagar
- 2) Aurangabad
- 3) Beed
- 4) Dhule
- 5) Hingoli
- 6) Jalgaon
- 7) Jalna
- 8) Kolhapur
- 9) Latur
- 10) Mumbai
- 11) Nanded
- 12) Nandurbar
- 13) Nashik
- 14) Osmanabad
- 15) Parbhani
- 16) Pune
- 17) Raigad
- 18) Ratnagiri
- 19) Satara
- 20) Sangli
- 21) Sindhudurg
- 22) Solapur
- 23) Thane

MSME-DI Nagpur

- 1) Akola
- 2) Amravati
- 3) Nagpur
- 4) Bhandara
- 5) Gondia
- 6) Wardha
- 7) Chandrapur
- 8) Yavatmal
- 9) Buldhana
- 10) Washim
- 11) Gadchiroli

The Office of the Development Commissioner (MSME) is an attached office of the Ministry of Micro, Small and Medium Enterprises (MSME) and is the apex body to advise, coordinate and formulate policies and programmes for the development and promotion of the MSME Sector. The office also maintains liaison with Central Ministries and other Central/State Government agencies/organizations financial institutions. The Development

Commissioner (MSME) have a network of 30 MSME-Development Institutes(MSME-DI), 28 Br. MSME-Development Institutes(Br. MSME-DI), 4 MSME-Testing Centers (MSME-TCs), 7 MSME-Testing Stations (MSME-TSs), 21 Autonomous bodies which include 10 Tool Rooms (TRs) and Tool Design Institutes (TDI), 4 MSME-Technology Development Center (MSME-TDC), 2 MSME-Technology Development Center-Footwear(MSME-TDC), 1 Electronics Service & Training Centre (ESTC), 1 Institute for Design of Electrical Measuring Instruments (IDEMI) 2 National Level Training Institutes, and 1 Departmental Training Institute and 1 Production Center.

In the state of Maharashtra, the support facilities and services of the Offices of the Development Commissioner (MSME) are rendered through the network of two MSME-Development Institutes located at Mumbai and Nagpur with a Branch Institute at Aurangabad. The addresses of other offices are given on the last page.

MSME-DEVELOPMENT INSTITUTE (MSME-DI), MUMBAI

MSME-DI, Mumbai has been set up at Mumbai in Maharashtra in 1954. At present, it caters the promotional and developmental needs of MSME Sector of 23 districts of Maharashtra. Rest of the districts fall under the jurisdiction of MSME-DIs at Nagpur.

MSME-DI, Mumbai is known as the nodal institute for the state of Maharashtra. The institute maintains a close liaison with the State Industries Department, Financial Institutions/Banks, State Promotional Agencies, Technical Departments, Universities and academic institutions, engineering colleges and Industry Associations. The support of the institute is basically in terms of –

1. Policy promotions measures for MSME Sector
2. Providing Technical Consultancy to Existing and Prospective Entrepreneurs
3. Publicizing the Public Procurement Policy and facilitating due share of MSE Sector in procurements by Government Departments and Public Sector Enterprises
4. Liaisoning with R.B.I. for Monitoring Credit Flow to MSE Sector
5. Disseminating Economic and Statistical Information
6. Implementation of National Manufacturing Competitiveness Programme (NMCP)
7. Promotion of MSE-Cluster Development Programme
8. Popularize the schemes like Credit Link Capital Subsidy Scheme and CGTMSE
9. Organise suitable training programmes and events for prospective and exiting entrepreneurs
10. Services of Common Facility Workshops to Entrepreneurs (Job work as well as specialized training)

MSME-DI, Mumbai – Organizational Structure and Services

The Institute is headed by the Director and supported by Deputy Directors, Assistant Directors, Investigators and other Staff members. It is the only Institute in the country having the post of an Industrial Designer. The officers are the experts recruited through Union Public Service Commission. They have all India transfer liability. The

technical officers having expertise in the disciplines like Mechanical Engineering, Electrical Engineering, Electronics, Chemical, Leather and Footwear, Glass and Ceramics are available in the institute. There are officers from Economic & Statistical Services and Management and Training disciplines. The institute is having potential of giving Techno-economic and Managerial Consultancy Services to MSME Sector.

I. Technical Services

- Preparation and updation of Project Profiles
- Preparation of detailed Project Reports and Feasibility Reports
- Guidance on selection of Plant & Machinery and preparation of plant layout
- Information on availability of machinery and raw material
- Guidance on quality standards/quality control methods
- Information on latest products and technology
- Information on Intellectual Property Rights issues
- Information on Bar Code
- Preparation of Technical Reports and carrying out Inspections for certifying techno managerial capabilities of MSME Units
- Guidance on testing of raw material, semi-finished and finished products
- Assistance for new product development
- Guidance on modernization of units

II. Vendor Development Programmes

The Institute organizes Vendor Development Programmes (National and State Level) for Government Departments/ PSUs / Railways /Defence / LSUs with objective of bringing Micro and Small units and Govt. Departments and PSUs on common platform for business promotion of MSEs.

The creation of database of capable Micro and Small Units and providing their details to Government Departments/PSUs / Railways / Defence / LSUs has special significance in the context of new policy.

The institute organizes Seminars and Workshops on Public Procurement Policy and brings awareness about the changes in the Policy. It also supports other organizations in their Buyer Seller Meets etc.

III. Economic Investigation and Statistical Services

The objective of the Economic investigation and statistical services are –

- To conduct Industrial Potential Surveys of different districts and regions
- To send recommendations to State and Central Government based on the survey reports
- To collect credit flow related information from Banks/Financial Institutions and forward them to Headquarters for monitoring
- To keep liaison with the State Level Banking Committee and Empowered Committee and raise banking

related issues in the forum

- To collect information of MSME Units from the Districts and State Directorate of Industries
- To collect information related to production of MSME units
- Census work of MSME units in the State.

IV. Management Development Programmes and Consultancy

Under this activity, the Management Development Programmes are organized with the objective of improving managerial competence of MSME units. The areas of MDP include Industrial Management, Marketing Management, Industrial and Commercial Laws, Financial Management, Export Marketing etc.

The institute is capable of providing management consultancy to individual units.

V. Skill Development Trainings

The institute is organizing Skill Development Trainings in the Institute as well as in out reached areas for the benefit of educated unemployed youths. Some of the programmes are exclusively for SC/ST, Women and Weaker Sections.

The activity includes –

- Industrial Motivation Campaigns
- Entrepreneurship and Skill Development Programmes
- Entrepreneurship Development Programmes
- Faculty support to NGOs and Academic Institutions

VI. Export Promotion

Under this activity, trainings in Export Marketing, Export Procedure and Documentation and Export Management are provided to MSME Units. The export-worthy units are also motivated to participate in international trade fairs and apply for different awards to bring their achievements in limelight.

VII National Awards to MSME Units

The Institute gives due publicity for the Scheme of National Awards and invite applications and places them before State Level Selection Committee for recommending the units from the State to National Level Selection Committee.

VII. State Level Advisory Board on MSME

There is a State Level Advisory Board for coordination work of offices working for MSMEs in the state of Maharashtra. The Secretary (MSE), Govt. of Maharashtra is the Chairman and Director, MSME-DI, Mumbai is a Member Secretary of the State Level Advisory Board. There are forty other members representing different Central & State Government departments/organizations including leading Industry Associations on the Board.

VIII. Library

The Library of the institute has more than 3800 books on Technical, Economic and Managerial subjects. The regular periodicals, journals and project profile are in addition to the books. Every year new books and periodicals are added in Library. More than 50% books are in Hindi. Library facility is available free for reference in the library.

IX. Nodal Agency for claiming Incentives/ Reimbursements by individual units

Sl. No.	Scheme / Activity	Admissible Items of expenditure for which incentives/ reimbursements can be claimed	Maximum %	Maximum limit
1	NMCP			
1.1	New Markets through State / District Level exhibitions / Trade Fairs	To & Fro Fair (Restricted to ACII tier) Cost of pavilion	50% for General 80 % (For SC/ ST and Women Entrepreneurs)	` 20000/- ` 30000/-
1.2	Corporate Governance Practice	Expenditure on consultation charges, Legal or statutory fee in adopting LLP Structure	50%	` 45000/-
1.3	Reimbursement to ISO 18000 / 22000 / 27000 Certification	Consultation, Training, Certification Fee	75%	` 1,00,000/-
1.4	Bar Code	One time registration fee Annual recurring expenditure for first 3 years applicable only for GSI India registration	75%	` No Upper Limit
2	Technology and Quality Upgradation			
2.1	Assistance for obtaining Product Certification National International Standard	Application fee, License fee, Testing charges, Inspection fee	75%	` 1.5 L (Avg. 0.75L) National 2.00 L (Avg. 1.5 L) for International Standard
3.1	Participation in International Trade Fairs	Announced from time to time Fair-wise.		

X. The institute provides details of the schemes/ programmes useful for MSMEs and has active role in their implementation in the State. Some of the important schemes are mentioned.

1. Prime Minister's Employment Generation Programme (PMEGP)
2. Credit Guarantee Fund Scheme for Micro and Small Enterprises (CGMSE)
3. Micro Finance Programme
4. Credit Linked Capital Subsidy Scheme for Technology Upgradation (CLCSS)
5. Trade Related Entrepreneurship Assistance & Development (TREAD) Scheme for Women
6. Rajiv Gandhi Udyami Mitra Yojana (RGUMY)

Many more such schemes and programme are available for Micro, Small and Medium Entrepreneurs. The details are available on the **Website: www.dcmsme.gov.in**

Udyami Helpline - 1800 180 6763

A toll-free number will provide information on a wide range of subjects including guidance on how to set up an enterprise, access loans from banks, project profiles and the various schemes being implemented by the Govt. for the promotion of MSMEs.

National Manufacturing Competitiveness Programme – Special Assistance.

Projects with Special assistance by O/o Development Commissioner (MSME), Ministry of MSME, Govt. of India

1. Financial Assistance to set up Intellectual Property Facilitation Centre at National Chemical laboratory, (IPFACE) Pune.

IPFACE aims to promote awareness and adoption of Intellectual Property Rights amongst entrepreneurs and MSMEs in the State of Maharashtra. IPFACE has been offering its services so as to protect Intellectual Property i.e Patent, Trade Mark, Copy Rights, Industrial Design, Geographical Indication, etc. IPFACE since its inception has been offering its services for patent drafting and filing prior art search and Patentability assessment and also support for patent filing in other countries.

Address:

IPFACE

Intellectual Property Facilitation Centre at National Chemical laboratory
100 National Chemical Laboratory,
Dr. Homi Baba Road, Pune – 411 008.
Ph. 020-64011024
website: www.ipface.org

2. Support for entrepreneurial and managerial development of SMEs through incubators

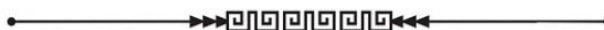
In the State of Maharashtra, there are following host institutions identified by Ministry of MSME, Govt. of India for providing Research & Development infrastructure to the entrepreneurs.

1. Zonal Technology Management (ZEM) & Business and Development (BPD) units,
Central Institute for Research on Cotton Technology (CIRCOT), Matunga, Mumbai.
2. DKTE, Rajwade, Ichalkaranji.
3. Sant Gajanan Maharaj Engineering Centre, Shegaon, MITCON Agriculture College Compound, Pune.
4. MITCON, Agriculture College Compound, Pune.
5. National Chemical Laboratory, Pune.



**Other MSME-DIs & Offices working under the O/o. Development
Commissioner(MSME), Govt. of India in the State of Maharashtra.**

Sr. No	Office/Institute	Functions in brief
1	MSME-Development Institute, Nagpur Ministry of Micro Small & Medium Enterprise (MSME), Government of India, CGO Complex, Block "C", Seminary Hills, Nagpur-440006. Phone : + 91 - 712 - 2510352, 2510046 Fax No. : +91-712-2511985 e-mail id : dcdi-nagpur@dcmsme.gov.in	Extending MSME-DI Services in Vidharba Region
2	Branch Office Br. MSME Development Institute 32-33, MIDC Industrial Area, Chikalthana, Aurangabad Phone / Fax No : 0240-2485430	Operating in Marathwada Region and Reporting to MSME-DI, Mumbai
3	MSME Testing Centre, Mumbai Ministry of Micro, Small & Medium Enterprises, Govt. of India, MSME-DI Campus, Kurla Andheri Road, Saki Naka, Mumbai-400 072 Phone : (022) 28570588 / 28576998 Fax : (022) 28572238 e-mail : dctc-wr@dcmsme.gov.in website- www.msmebcmumbai.gov.in	Jurisdiction extends all over Western India. Testing facilities are available in the fields of Chemicals, Electrical, Mechanical, Metallurgical and other technical areas. NABCL Accredited Labs for testing.
4	MSME – Testing Station P-31, MIDC Indl. Area, Shiroli, Kolhapur-416122 Phone : (0230) 2469366.	Functioning Under MSME-Testing Centre, Mumbai. Testing facilities of Foundry products and Chemicals are available.
5	Institute for Design of Electrical Measuring Instruments Swatantryaveer Tatya Tope Marg, Chunabhatti, Sion, Mumbai – 400 022, Phone: 24050301 / 24050302 / 24050303 / 24050304 Fax: +91-22-24050016 website : www.idemi.org	A Government of India Society providing Consultancy, Training, calibration and testing of electrical measuring instruments, mechanical and process control equipments, Services in a specialized areas.
6	MSME-Tool Room (Indo German Tool Room) P-31, MIDC,Chikalthana Indl. Area, Aurangabad43100 Phone : 0240- 24805782486832/24825932470541 Fax : 0240-2484028 email : gm@igtr-aur.org website : http://www.igtr-aur.org	High tech tool room facilities with training and consultancy services. The wide spectrum of sophisticated machines include latest and advanced CNC Milling, EDM & Wire cut Machines. Sub Centres are in Pune and Nagpur.
7	IGTR - MSMEDI CAD/CAM Training Center Shankarseth Road, Near PMT Workshop, Swargate, Pune 411037. Phone: +91-20-24440861.	CAM/ CAM Training



CHAPTER - 7**7.1 INSTITUTIONAL SUPPORT FOR MSMEs.(STATE)****DIRECTORATE OF INDUSTRIES:**

The Directorate of Industries is the major field organization of the Industries Department headed by Development Commissioner (Inds.). Every district has a District Industries Centre (DIC) headed usually by a General Manager. The Directorate of Industries provides EMs in Part I & II to Micro, Small & Medium Enterprises for manufacturing & service industries, makes recommendations for import of raw materials and capital goods, Central Purchase of Stores for the State Government, grants No Objection Certificate for location of industries in Mumbai Municipal Region, recommends licence for industry and grants exemptions of land for industrial use under the Urban Land Ceiling Act and for setting up of Co-operative Industrial Estate. It also implements programmes for the educated unemployed. This department also prepares and implement State Govt. Industrial Policies.

UDYOG MITRA:

A high power co-ordination committee called Udyog Mitra was established in 1979. The Udyog Mitra, headed by the Development Commissioner (Inds.), Government of Maharashtra, Mumbai consists of officers from SICOM, MIDC, MSEB, MSFC, MSSIDC and MCED. It's main function is to liaison on behalf of the entrepreneurs for securing early clearances. Based on the feedback from Industries Associations and entrepreneurs, it advises Government regarding change in policy and facilitate decision making. It offers guidance to entrepreneurs in regard to rules and regulations. It is a single point contact for the entrepreneurs of the area. For co-ordination at the district level, Zilla Udyog Mitra has been constituted under the Chairmanship of the Collector.

MAHARASHTRA INDUSTRIAL DEVELOPMENT CORPORATION (MIDC):

Maharashtra Industrial Development Corporation (MIDC) was established in 1962 with the objective of setting up of industrial areas for planned and systematic industrial development in the State. The MIDC supplies developed plots with necessary infrastructural facilities like internal roads, water, electricity and other internal services to entrepreneurs in the industrial areas.

The State Government is implementing following important programmes through MIDC:

1. Establishment of growth centres
2. Establishment of mini industrial area to cover all talukas in the state
3. Setting up of 'Five starred industrial areas in the state.
4. Construction of roads, drainage systems and provision for street lights in the industrial areas.
5. Establishment of effluent collection and disposal systems for Chemical Zones.
6. Implementing Government/Semi Government Projects.

Details regarding MIDC areas in the State as on 31st March, 2013 are given below in Table – 18.

TABLE - 21
MIDC AT A GLANCE (AS ON 31ST MARCH, 2012)

Region	Industrial Units					
	No.		Investment (Rs. Crore)		Employment (Lakh)	
	2011	2012	2011	2012	2011	2012
Greater Mumbai	305	305	3715	3915	0.72	0.65
Konkan (Ex.Gr. Mumbai)	11125	11072	17849	19549	2.69	2.79
Nashik	6,135	6747	12730	10683	0.66	0.67
Pune	9,273	9554	34641	38771	3.50	3.63
Aurangabad	4577	5955	5573	5092	0.54	0.58
Amravati	1589	1671	795	3079	0.19	0.23
Nagpur	2687	3024	8628	8605	0.71	0.67
Total	35691	38328	73931	89694	09.01	09.21

As on 31st March 2012, almost 89 percent developed plots are allotted to entrepreneurs.

Co-operative Industrial Estates:

The State Government has undertaken a programme of developing industrial estates in areas other than MIDC on a co-operative basis with the view to generate more employment opportunities in rural areas. The State Government is providing several facilities in terms of contribution to share capital and technical guidance for establishing industries in co-operative industrial estates. The Status of co-operative industrial estates in the State is given in Table – 22:

TABLE – 22
STATUS OF CO-OPERATIVE INDUSTRIAL ESTATES (AS ON 31ST DECEMBER 2012)

Region	Registered	Functioning	Industrial units in operation	Employment
Greater Mumbai	4	3	1248	17230
Konkan (excluding Greater Mumbai)	14	12	510	11155
Nashik	33	28	1455	42295
Pune	45	38	3150	57150
Aurangabad	26	13	462	5260
Amravati	10	3	92	677
Nagpur	10	4	305	3315
Total	142	101	7222	137082

MAHARASHTRA SMALL SCALE INDUSTRIES DEVELOPMENT CORPORATION (MSSIDC):

The Maharashtra Small Scale Industries Development Corporation (MSSIDC) was set up in the year 1962 with the objective of assisting the development of Small Scale Industries.

The main activities of MSSIDC are :-

- 1) Procurement and distribution of raw materials required by Small Scale Industries.
- 2) Providing assistance in marketing their products and making available facilities for warehousing and handling of material.

- 3) Assisting Small Scale Industries in import and export.
- 4) Helping handicraft artisans.
- 5) Organizing exhibitions.

The performance of MSSIDC for the period 2010-11 to 2012-13 (upto Dec, 10) is given in Table – 23.

TABLE – 23
PERFORMANCE OF MSSIDC

Item	Turnover (Rs. Crore)		
	2010-11	2011-12	2012-13
Procurement of raw material	118.02	90.39	1.20
Marketing Assistance	374.35	457.79	126.93
Others	2.13	05.64	02.44
Total	494.50	553.82	130.57

Source MSSIDC Upto December.

MAHARASHTRA STATE KHADI AND VILLAGE INDUSTRIES BOARD (MSKVIB):

The Maharashtra State Khadi and Village Industries Board (MSKVIB) was established in the year 1962. The main functions of the Board are to organize, develop and expand activities of Khadi and Village Industries (KVI) in the State. The Board provides financial assistance to individuals, registered institutions and co-operatives. It also provides technical guidance and training to individual beneficiaries and makes arrangements in marketing of products of village industries. The performance of KVI units upto October 2010 is given in Table -24.

TABLE – 24
PERFORMANCE OF KVI UNITS

Year	Units assisted (in Lakh)	Value of production (Rs. Crore)	Employment (in lakhs)
2008-09	2.65	1,661	6.6
2009 -10	2.74	1,908	6.9
2010 – 11	2.18	1,470	4.3
2011-12	2.15	1,506	4.3
2012-13*	2.17	1,565	4.2

Source: MSKVIB * expected.

In 2011 – 12, Rs. 16.68 lakh of financial assistance in the form of subsidy was given to KVIs in the State and Rs. 24.34 lakh are proposed to be disbursed in 2012– 13. Under Artisan Employment Guarantee Scheme, 3.21 lakh employment opportunities were provided to artisan in the year 2011 – 12 as against 5.00 lakh in the previous year. It is expected that during 2012 – 13, employment opportunities will be provided to 3.30 lakh artisans.

MAHARASHTRA CENTRE FOR ENTREPRENEURSHIP DEVELOPMENT (MCED):-

MCED was born out of the need to provide professional and practical training on entrepreneurship to a wide range of Potential entrepreneurs in Maharashtra. It is a State Government Promoted Organization sponsored by SICOM, MSSIDC, MIDC, MSFC, MELTRON & MITCON. The Headquarters of MCED is at Aurangabad and Regional offices are at Mumbai, Pune, Nagpur, Nashik, Amravati, Aurangabad, Kolhapur and Osmanabad and a Trainer in each district.

To create self-employment, MCED is conducting following training programmes:-

- Entrepreneurship Development Programme (EDP)
- Development Programmes for Self Employment (DPSE)
- Entrepreneurship Appreciation Programmes (EAP)
- Group Entrepreneurship Development Programme (Gr. EDP)
- MICRO EDP.
- Entrepreneurship Awareness Camps (EAC)
- Certificate Course for Developing Competent Personnel for SSI Management.
- Trainers Training Programme.
- Vocational Training based EDPs (VTPs)
- Management Development Programmes (MDPs / IDPs)
- Teachers Training Programmes (TTP)
- School/ College level entrepreneurship Development Programme.
- MCED Manch.
- Publication of Udyojak.
- Entrepreneur Meet.
- News clipping Services
- Organization of exhibitions / Discussions / Workshops.
- Industrial Data Bank.

In the above training programmes MCED provided information about selection of product, finance, marketing, project reports etc. MCED also conducts EDPs for specific target groups like Science and Technology, Women, Ex-servicemen, SC/ST candidates etc.

7.2 INSTITUTIONAL SUPPORT FOR MSMEs (Central Govt.)

NATIONAL SMALL INDUSTRIES CORPORATION (NSIC):

The NSIC is involved in Hire Purchase and Leasing Schemes and offers assistance to interested parties. These schemes benefited first generation entrepreneurs to set up enterprises with minimum investment. NSIC assist small enterprises to improve the quality of the end products through creation of testing facilities. NSIC has set up Technology Dissemination Centres to provide latest information in connection with the technology upgradation / dissemination amongst the other Small and Large Scale enterprises spread all over India and abroad. Keeping in view the potential in the areas of software exports and to create facility for the promotion of small scale unit and also provide place to negotiate with the units from abroad, NSIC has set up a NSIC, STP Complex under Software Technology Parks of India (STPI).

SMALL INDUSTRIES DEVELOPMENT BANK OF INDIA (SIDBI) :

SIDBI was established in April, 1990 to serve as the Principal Financial Institution for promotion, financing and development of industry' in the small scale sector and co-coordinating the function of other institutions engaged in similar activities. SIDBI provides assistance to the small scale sector through indirect assistance, direct assistance and development and support services.

KHADI AND VILLAGE INDUSTRIES COMMISSION (KVIC) :

The Khadi and Village Industries Commission (KVIC) is a statutory body established by an Act of Parliament (No. 61 of 1956, as amended by act no. 12 of 1987 and Act No.10 of 2006. In April 1957, it took over the work of former All India Khadi and Village Industries Board.

Objectives

The broad objectives that the KVIC has set before it are :

- The social objective of providing employment.
- The economic objective of producing saleable articles.
- The wider objective of creating self-reliance amongst the poor and building up of a strong rural community spirit.

Functions

Some of the major functions of KVIC are :

- The KVIC is charged with the planning, promotion, organisation and implementation of programs for the development of Khadi and other village industries in the rural areas in coordination with other agencies engaged in rural development wherever necessary.
- Its functions also comprise building up of a reserve of raw materials and implements for supply to producers, creation of common service facilities for processing of raw materials as semi-finished goods and provisions of facilities for marketing of KVI products apart from organisation of training of artisans engaged in these industries and encouragement of co-operative efforts amongst them. To promote the sale and marketing of khadi and/or products of village industries or handicrafts, the KVIC may forge linkages with established marketing agencies wherever feasible and necessary.
- The KVIC is also charged with the responsibility of encouraging and promoting research in the production techniques and equipment employed in the Khadi and Village Industries sector and providing facilities for the study of the problems relating to it, including the use of non-conventional energy and electric power with a view to increasing productivity, eliminating drudgery and otherwise enhancing their competitive capacity and arranging for dissemination of salient results obtained from such research.
- Further, the KVIC is entrusted with the task of providing financial assistance to institutions and individuals for development and operation of Khadi and village industries and guiding them through supply of designs, prototypes and other technical information.
- In implementing KVI activities, the KVIC may take such steps as to ensure genuineness of the products and to set standards of quality and ensure that the products of Khadi and village industries do conform to the standards.

- The KVIC may also undertake directly or through other agencies studies concerning the problems of Khadi and/or village industries besides research or establishing pilot projects for the development of Khadi and village industries.
- The KVIC is authorized to establish and maintain separate organisations for the purpose of carrying out any or all of the above matters besides carrying out any other matters incidental to its activities.


The head office of KVIC is in Mumbai at Irla, Vile Parle and Training Centre is at Kora Kendra, Borivali

Offices of D.C.(MSME)- Details are given in Chapter 6

7.3 Others

TECHNICAL INSTITUTIONS :

With a view to meet the increasing demand for Degree and Diploma course in engineering, the State government took the decision in June, 1983 to permit self-financing private technical institutions to charge stipulated higher fees. Accordingly, 55 such technical institutions with intake capacity of about 12000 students were established in the State since 1983. These institutions have introduced courses in diversified discipline matters related to the specialized needs of industries such as Bio-medical engineering, Computer Technology, Industrial Technology, Petroleum and Polymer Technology, Environment Technology etc. as a result there has been a substantial growth in number of technical institutions in the state during the last 20 years.



CHAPTER – 8
MICRO & SMALL ENTERPRISES – CLUSTER DEVELOPMENT
PROGRAMME (MSE-CDP)

Benefits of the Cluster Development Scheme

Cluster Development approach is considered as an effective approach for inducing competitiveness in the industry by ensuring inter-firm cooperation based on networking and trust. Due to geographical proximity of units and homogeneity/similarity of products, development interventions can be made for a large number of units and simultaneously leading to higher gains at lower cost of implementation. The approach also aims for sustainability in long run.

- Helps overcome disadvantages of economies of scale and weak capital base
- Increase competitiveness by leveraging the advantages of flexible structure and faster decision-making process
- Better responsiveness to market challenges
- Quicker dissemination of information
- Sharing of best practices (organizational capabilities, skills, technological innovations)
- Better cost effectiveness due to distribution of many common costs.
- Wider public appropriation of benefits.

TABLE – 19
LIST OF IDENTIFIED CLUSTERS UNDER MSE-CDP SCHEME FOR SOFT INTERVENTIONS

**O/O. DC (MSME), MINISTRY OF MSME, GOVT. OF INDIA THROUGH DIRECTORATE OF INDUSTRIES,
GOVT. OF MAHARASHTRA**

Sl. No.	Name of the Cluster	Present Status	Implementing Agency	Remarks
1	Auto Component cluster, Aurangabad	SPV formed, DPR yet to be submitted by SPV	Br. MSME-DI, Aurangabad	Soft interventions completed
2	Printing Cluster, Aurangabad	SPV formed, DPR submitted	Br. MSME, Aurangabad	DPR returned for compliances
3	Tiny Engg. & Allied Cluster, Aurangabad.	DSR submitted, DPR yet to be submitted.	Br. MSME, Aurangabad	DSR returned for modification by O/o. DC(MSME)
4	Toy Cluster, Mumbai	SPV formed, DPR under preparation	MSME-DI, Mumbai	Soft interventions completed. DPR under preparation
5	Herbal & Cosmetic Cluster, Western Suburb, Mumbai	Ended with soft interventions. No SPV formed	MSME-DI, Mumbai	Soft interventions completed.
6	Kolhapuri Chappal, Kolhapur	SPV formed, DPR under preparation	DIC, Kolhapur	Soft interventions completed.
7	Silver Ornament, Hupari, Kolhapur	DSR submitted, soft interventions completed.	DIC, Kolhapur	Soft interventions completed. DPR under preparation.

Industrial State Profile of Maharashtra – 2013-14

8	Cashew Processing cluster, Sindhudurg	DPR under preparation	DIC, Sindhudurg	Soft interventions completed
9	Ganapati Idol cluster, Pen, Dist. Raigad	DPR under preparation	DIC, Raigad	Soft interventions completed
10	Paint & Varnish Cluster, Vasai, Dist. Thane	DPR under preparation	DIC, Thane	Soft interventions completed
11	Leather Article Cluster, Dharavi, Mumbai	DPR under preparation	DY. Director Industries, MMR	Soft interventions completed
12	Raisin Cluster, Nashik	DPR under preparation	DIC, Nashik	Soft interventions completed
13	Paithani Saree Cluster, Yeola, Dist. Nashik	DPR under preparation	DIC, Nashik	Ongoing soft interventions
14	Rolling Mill cluster, Jalna	Deferred after DSR submission.	DIC, Jalna	Deferred
15	Readymade Garment Cluster, Pune	DSR returned for few compliances	DIC, Pune	DSR under preparation
16	Jaggery Cluster, Kolhapur	DPR under preparation	DIC, Kolhapur	Ongoing soft interventions
17	Winery Cluster, Nashik	DSR returned for few compliances /queries	DIC, Nashik	DSR to be resubmitted on line.
18	Plastic Mat Cluster, Jalgaon	DSR under preparation	DIC, Jalgaon	DSR yet to be submitted
19	Kokum Processing Cluster, Kudal, Dist. Sindhudurg	Online application forwarded	DIC, Sindhudurg	DSR submitted for soft intervention to O/o. DC (MSME)
20	Cashew Processing Cluster, Ajara, Kolhapur	DSR under preparation	DIC, Kolhapur	DSR yet to be submitted
21	Gold Ornament Cluster, Jalgaon	Online application received	DIC, Jalgaon	Hard copy of DSR yet to be received
22	Textile Cluster, Navapur, Dist. Nandurbar	Online application not received	DIC, Nandurbar	DSR yet to be submitted
23	Cotton Processing Cluster, Selu, Dist. Parbhani	DSR compliance stage	DIC, Parbhani	DSR yet to be submitted
24	Textile Cluster, Wadawani, Dist. Beed	DSR compliance stage	DIC, Beed	DSR yet to be submitted
25	Turmeric Cluster, Sangli	Online application forwarded	DIC, Sangli	DSR submitted for soft intervention to O/o. DC (MSME)
26	Terry Towel Cluster, Solapur	Online application forwarded	DIC, Solapur	Approved for soft interventions. Sanction awaited

* DSR – Diagnostic Study Report, * DPR – Detailed project Report, * CFC – Common Facility Centre

**LIST OF IDENTIFIED CLUSTERS UNDER MSE-CDP SCHEME FOR HARD INTERVENTION (CFC)
O/O. DC (MSME), MINISTRY OF MSME, GOVT. OF INDIA THROUGH DIRECTORATE OF INDUSTRIES,
GOVT. OF MAHARASHTRA**

Sl. No.	Name of the Cluster	Total cost of the project (Rs. In Lakhs)	GOI Assistance as Grant-in-aid (Rs. In Lakhs)	State Govt. Contribution (Rs. In Lakhs)	SPV Contribution (Rs. In Lakhs)	Bank Loan, if any (Rs. In Lakhs)	Remarks
1	Raisin Making Cluster, Sangli	708.85	496.18 (70% of the approved cost)	70.89 (10% of the project cost)	106.33 (15% of the project cost)	35.45 (05%)	Administrative approval conveyed dated 16 th Aug. 2010 (CFC has been operational since March, 2011)
2	Garment Cluster, Vita, Sangli	910.09	682.58 (75% of project cost)	91.00 (10% of the project cost)	136.50 (15% of the project cost)	-	Administrative approval conveyed dated 11 th Aug. 2010 (CFC has been operational since March, 2011)
3	Mango Cluster, Ratnagiri	1527.08	1162.72 (76.14% of project cost)	-	152.71 (10.00% of the project cost)	211.65 (13.86%)	Agenda No. 33.26 Steering approved the proposal for setting up of CFC dated 9 th July 2013 – Ref. Minutes of the 33 rd Meeting of the Steering Committee.
4	Textile Cluster, Malegaon, Dist. Nashik	1584.47	1196.00 (75.48% of project cost)	150.00 (9.47% of the project cost)	238.47 (15.05% of the project cost)	-	Final approval on 28 th August. 2012
5	Powerloom Cluster, Shirpur, Dist. Dhule	1423.10	996.17 (70% of project cost)	142.31 (10% of the project cost)	284.62 (20% of the project cost)		Final approval on 7 th March 2012
6	Garment Cluster, Ichalkaranji, Dist. Kolhapur	1657.75	1270.75 (76.65% of project cost)	Nil	177.00 (10.68% of the project cost)	210.00 (12.67%)	Final approval on 24 th Sept. 2012
7	General Engineering & Allied Industries Cluster, Bhosari, Pune	1529.16	1343.00	Nil	186.16 (15% of the project cost)	-	Agenda No. 31 Steering approved the proposal for setting up of CFC dated 4 th Dec. 2012 – Ref. Minutes of the 31 st Meeting of the Steering Committee.

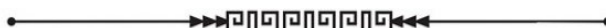
Industrial State Profile of Maharashtra – 2013-14

8	Auto & Engineering Cluster, Ahmednagar	1552.86	1020.74 (67.65% of project cost)	150.00 (9.66% of project cost)	165.12 (10.64% of project cost)	187.00 (12.05% of project cost)	Agenda No. 33.27 Steering approved the proposal for setting up of CFC dated 9 th July 2013 – Ref. Minutes of the 33 rd Meeting of the Steering Committee.
9	Fly Ash Cluster, Chandrapur	1537.78	1350.00 (810.00 released)	-	1.50	-	24 th Steering Committee Meeting 1(53)/CDD/ Chandrapur/2009-Pt.-1 dated 29 th Feb. 2012
10	Readymade Garment Cluster, Nagpur	1591.28	1339.95 (No release)	-	-	-	1(149)CDD/2010-11 dated 14 th May 2013
	Total Rs.	-	9518.14	-	-	-	-

* DSR – Diagnostic Study Report

* DPR – Detailed project Report

* CFC – Common Facility Centre



Chapter – 9

ENTERPRISES HAVING POTENTIAL IN MAHARASTRA STATE
(Region-wise)

KONKAN REGION

Mumbai District

Sr.	High	Medium	Low
1	Catering / Hotel Industries	Computer Hardware	Ready-made Garments
2	Tourism industries	Food Processing	Harbal Products
3	Bakery Products	Offset Printing	Power Saving device
4	Preservation of fruits & vegetables	Building Materials	Industrial R&D Labs / Industrial Testing Labs
5	Imitation Jewellery	Film Industry	Health Centre
6		Fish Procession	Surgical Instruments
7		Auto repairs, servicing & garage	Wire Products
8		Advertisement & Publicity	Steel Utensils
9		Electrical / Electronic instrument service centre	Aluminium and Steel Office / Households goods
10		Laundry & Dry Cleaning	U.P.S.
11		Beauty Parlour / Spa	Stabilizer
12		Photography	Chokes
13		Pathology Laboratory	Invertor
14		Machining	Control Transformer
15		Fabrication	Leather Goods
16		Auto Component	Leather Chappals & Shoes
17		Soaps & Detergents	Leather Travelling bags
18		Perfume, Agarbatti	Electroplating
19		Fibre Glass & Windows	Corrugated Boxes
20		Diamond cutting & Polishing	Paper Product
21		Gems & Jewellery	Writing instruments
22			Glass & Ceramic items

Thane District

Sr.	High	Medium	Low
1	Computer Hardware	Soft Drink Concentrate	Rice Mill
2	Textile auxiliaries	Potato/Banana wafers	Poha Mill
3	Power looms	Brick Manufacturing	Nachani Mill
4	Data processing	Sewerage Pipes	Vari Processing
5	Computer Training Centre	Components for injection moulding	Pulses Processing
6		Steel metal fabrication	Paper gasket from bamboo pulp
7	Computer Repairing & Servicing	Spray painting	
8		Die Casted parts	Saw Mills
9		Beauty Parlour	Mangalore tiles
10		Spare parts of two wheelers	

Raigad District

Sr.	High	Medium	Low
1	Food Processing	Horticulture	Rice Mill
2	Repairs of Agricultural Implements	Bamboo – can work	Wooden furniture
3	Ganpati Idol making.	Handmade paper	Corrugated Boxes
4	Fish Products and dry fish.	Bricks	Packing Materials

Industrial State Profile of Maharashtra – 2013-14

5		Hollow Blocks	Metal stone
6		Computer Hardware	Stone Blasting
7		Auto parts	Utensils
8		Readymade Garments	Rubber products
9		Electrical Equipment, sales & repairs	Plastic products
10		Electronics Gadgets repairing	Packing materials
11		Poha Mill	

Ratnagiri District

Sr.	High	Medium	Low
1	Mango Canning	Fish flour	Sodium Silicate
2	Mango Chutney/pickle	Fish canning	Mangalore tiles
3	Bottling of juice	Shell lime making	Glazed articles
4	Coconut shells powder	Gents readymade garments	Laterite Blocks
5	Coir Rope making	Canned Mushroom	Stone cutting
6	Salt manufacturing		Confectionery items
7	Cashew nut shell liquid		
8	Coconut/cashew feni		

Sindhudurg District.

Sr.	High	Medium	Low
1	Mango Processing / Canning	Meat processing	Sodium Silicate
2	Coir rope/Mat	Paper Napkins	Mangalore tiles
3	Modern Rice Milling	Rubber / Plastic footwear	Silica carbide
4	Cashew nuts roasted and salted	Clay Bricks	Stone crushing
5	Fish canning	RCC Pipes	Milk processing
6	Salt manufacturing	Agricultural implements	Leather Tannery
7	Fish export	Steel furniture	Bakery & confectionery
8		M. S. Pipes & Fittings.	Aerated water
9		Bakery & confectionery	Readymade Garments
10		Readymade Garments	Dyeing & Printing.
11			Canvas Bags.
12			Corrugated Boxes
13			School Bags
14			Gum Boots
15			Hand gloves
16			Soaps & Detergents
17			Agarbattis
18			Roofing Tiles
19			Mosaic tiles
20			Aluminium / S.S. Utensils
21			Barbed wires
22			Aerated water
23			Dyeing & Printing
24			Canvas Bags.
25			Sports nets

NASHIK REGION

Nashik District

Sr.	High	Medium	Low
1	Dehydration of onion & Grapes	Bakery units	Saw Mill (wood cutting)
2	Fruit Juice / Jam / Jellies ketchup	Oil seed crushing	Tanning & leather products
3	Repairing of Agriculture equipment	Furniture	Card board from straw husk etc.
4	Winery	Dal Mill	Handmade Paper
5	Grape processing	Mirchi Masala Grinding	Plastic moulded articles
6		Confectionery units	Soap & Detergent Powder
7			Perfumery items
8			Surgical Bandages

DHULE REGION

Dhule District

Sr.	High	Medium	Low
1	Chilly Processing / Spices processing	Oil Mill	Cotton Ginning & Pressing
2	Engineering Workshop	Card board from sugarcane	Leather chappals
3	Computer Hardware / repairing & Servicing	Confectionery	Leather garment
4		Processing of Grains & Pulses	Leather sandal with P.U. sole
5		PVC pipe fittings	Leather traveling bag
6		General Pipes	Leather waist belt
7		Building Hardware	Plastic Electrical fitting
8		Automobile Parts & servicing	Advertisement

NANDURBAR REGION

Nandurbar District

Sr.	High	Medium	Low
1	Ayurvedic & Herbal products	Dairy based products i.e. Ghee, Paneer, Ice-cream, butter, kulfi etc.	Electric switch board
2	Windmills	Fruit Processing Industries	Automobile Service unit
3	Chilli Powder	Machine Shop	
4	Hatchery/Poultry Farming	Cotton bandages	
5	Extraction of oil	Fertilizer	

JALGAON REGION

Jalgaon District

Sr.	High	Medium	Low
1	Bio-coal briquettes from sugarcane and Banana waste	Oil Mills	Plastic Moulded articles
2	Baby food based on Banana	Ayurvedic and Herbal	Automobile spares
3		Cattle / Poultry feed	Mushroom cultivation
4		Bone fertilizer	Saw Mill
5		Poultry farming	Readymade Garments

AHMEDNAGAR REGION

Ahmednagar District

Sr.	High	Medium	Low
1	Auto & Engineering components	Jaggery	Plastic moulded articles
2	Milk processing	Sugar Factory equipments	Resin cultivation and processing
3	Dairy – based products	Food processing	Electrical switch boards.
4		Fruit processing	Bidi making
5		Green/Poly House	Packing boxes
6		Poultry Farming.	Leather Goods like Purse, Belts, Footwears, toys etc.
7		Fertilizer	Industrial hand gloves
8		Confectionery	Mushroom processing
9		Mechanized Bakery	Cosmetic items
10		Dal Mill	
11		Chilly & Masala Powder	
12		Ayurvedic and Herbal medicines	
13		Cattle – Poultry Feed	
14		Bone fertilizer	
15		Poultry farming	
16		Automobile spares	

PUNE REGION

Pune District

Sr.	High	Medium	Low
1	Fruit Processing	Herbal and Ayurvedic	Leather goods like Purses, belts, footwear etc.
2	Dairy based products	Brick Manufacturing	Stone crusher
3	Agriculture implement & Servicing	Domestic Electrical appliances	Stone Sand
4	Servicing of agriculture farm equipment e.g. Tractor, Pump, Rig Boring machines, etc.	Automobile servicing unit	RCC pipe
5	Auto Components.		Mosaic Tiles
6	ITES		
7	Defence Equipment		
8	Sugar Factory M/c Parts		
9	Electronic Parks,		
10	Civil Construction Equipments		

Satara District

Sr.	High	Medium	Low
1	Essential Oils	Processing of Soyabeans	RCC pipes
2	Jowar Flakes	Potato Chips/Wafers	Packaging Materials from paper
3	Dehydrated Onions	Bakery	Dyeing and Printing.
4	Repairing & servicing of Agricultural implements	Readymade Garments	Aerated water
5	Sugar Mill Parts.	Cold storage	Gents readymade garments
6		Dehydrated vegetables	R.C.C. spun pipe
7		Information Technology Kiosks	Sanitary ware
8		Casting and Foundry	Cable/Ropeway for Amusement

9		Servicing of agriculture farm equipment e.g. Tractor, Pump, Rig Boring machines, etc.	
---	--	---	--

Sangli District

Sr.	High	Medium	Low
1	Organic Pesticides	Readymade Garment	Dyeing & Printing
2	Organics Fertilizers	Agricultural implements	Wooden furniture
3	Inverters/UPS for domestic uses.	Automobile Servicing	R.C.C. Pipes / Particle Board
4	Engineering workshop	Fabrication	Corrugated Boxes / Paper Bags
5	Fruit Processing		Detergent Soaps & Powder
6	Fruit Processing of Grapes, tomatoes, pomegranates, Papaya, Mango		Plastic moulded articles
7	Dairy Products i.e. Cheese, Paneer, Ice cream etc.		Canvas Bags / Shoes
8	Turmeric Processing		Artificial / Golden Jewellery
9			Machine Components
10			School uniforms
11			Surgical dresses (Doctor's dress)
12			Textile screen printing

Solapur District

Sr.	High	Medium	Low
1	Dairy Equipment	Wooden Crates	Aluminium furniture
2	Bed Sheet with Pillow Covers set (Solapuri Chaddars)	Wooden furniture	Auto lead spring
3	Bleaching and dyeing of cotton knitted fabrics	M.S. & C.I. Flanges	Cutter pins cycles
4	Cotton knitted fabrics	Machine shop vices	Products of Polyethylene film
5	Cotton knitted undergarments (Briefs, Panties, vests)	Steel Cupboard & furniture	Exercise books and registers
6	Cotton lycra (Spandex) knitted wears	Doors & Windows & Ventilators	Tyre cycles
7	Cotton yarn dyeing	Rolling Shutters	Other Auto Rubber Components
8	Turkish Towels	Iron and steel cots all types	Fiber glass reinforced
9		Adjustable Hospital Bed.	Tooth Powder
10		Centrifugal pump upto 10	Black Insulating tape
11		Truck Body Bldg. wooden structure	Chalk Crayons
12		Fire works	R.C.C. Pipes
13		Agarbattis	Watch straps leather
14		Alums	
15		Electronic Motor (1-10 HP)	
16		Battery Eliminators	
17		Biscuits	
18		Confectionery	
19		Ice-cream & Ice	
20		Pickles & Chutneys	
21		Gents readymade garments	

Kolhapur District

Sr.	High	Medium	Low
1	Jaggery	Automobile Body Building	Domestic aluminium Utensils
2	Agricultural Implement	Centrifugal Pumps	Paint Brushes
3	Leather goods	Tractor Driven Trailers	Manufacturing of M.S. Bolts
4	Manufacturing of leather waist belts	Poultry Equipment	Paints
5	Manufacturing of Lady's Bags	Auto Spare parts	Gummed Paper tape
6	Manufacturing of Leather Chappals	Auto repair shops	Craft Paper Bags
7	Leather Chappals	Manufacturing of Agarbatti	Bakelite Based Products
8	Leather garment	Electrical & Electronics, Control equipment	Hardware paper
9	Leather sandal with P.U. sole	Electronics Goods	Manufacturing of Mosaic floor normal
10	Leather traveling bag	Readymade Garments	Silver Artwork
11	Leather waist belt	Manufacture of Bread	Mangalore Tiles & Mechanised bricks.
12	Casting and Foundries	Chilli & Turmeric Powder	Flow moulded Plastic tubings sheets & bags
13	Dairy and Milk products	Sugar Confectionery Products	Injection Moulded Plastic
14		Zarda Manufacturing	P.V.C. Rigid Pipes upto 125 mm die.
15		Injection moulded shoes	Plastic Moulding

AURANGABAD REGION

Aurangabad District

Sr.	High	Medium	Low
1	Basic drugs	Pharmaceuticals & Ayurvedic medicines	Band saw blades
2	Engineering ancillaries	Food, fruit & vegetable processing	Wooden toys
3	Agriculture Equipment	Industrial & scientific instrument	Cane furniture
4	General fabrication	Banana Processing – Banana Powder, wafers & puree fibre from Banana stall etc.	Woolen cloths from sheep wool
5		Automobile & Auto components	Surgical bandage
6		Small tools	Gum Paper Tags
7		Industrial & Scientific instrument	Rubber sheets
8		Rolling Shutters	Hard chrome plating
9		Room Collars	Cement concrete tiles and paving blocks
10		Automobile body blades	
11		Pressure Die-casting	
12		Industrial adhesives	
13		Paints & varnish	
14		PVC pipe fitting	

Jalna District

Sr.	High	Medium	Low
1	General purpose machine-shop	Dairy based products	Wooden Electrical accessories
2	Dal Mill	Fly Ash Bricks	Packing Boxes

Industrial State Profile of Maharashtra – 2013-14

3	Seed Processing unit	Bio-coal briquettes from cotton steam	Electrical switch boards
4	Rolling Shutters	Absorbent cotton	R.C.C. pipes
5		Neem Seed Oil	Bleaching Powder
6		Absorbent cotton	Readymade Garments
7		Blankets – carpets from sheep wool etc.	
8		Cattle / poultry feed	
9		Bone fertilizers	
10		Poultry farming	
11		PVC Wires & Cables	

Parbhani District

Sr.	High	Medium	Low
1	Dal Mill	Maize Starch	Synthetic adhesive
2	Oil Mill	Wooden Electrical accessories	Plastic moulding Products
3		Chilly & Turmeric powder	Bone crushing
4		Agriculture implements	RCC Pipes
5		Readymade Garments	Cement Pipes
6		Hosiery	Cement Asbestos tins
7		Steel furniture	Electrical bulbs
8		Engineering fabrications	Electrical Home appliances
9		Tractor trolleys & Equipment	PVC Cables
10		Stainless steel utensils	Bricks making
11		Auto accessories	Cast Iron foundry
12		Leather tanning	Nuts & Bolts
13		Poultry feed	Rolling shutters
14		Hollow block	Building Hardware
15			Rice Mill

Hingoli District

Sr.	High	Medium	Low
1	General fabrication	Fibre from Banana steam	Canvas shoes
2	Agriculture equipment	Spices	Domestic Electrical appliances
3		PVC Pipes	
4		Ayurvedic Medicines	
5		Jaggery	
6		Vermi Compost manufacture	
7		Soya bean based industries	
8		Cotton Ginning	
9		Oil & Cake	
10		Stone crushing	
11		Wood Cutting	
12		Poultry Farming	
13		Dairy Products	
14		Blanket / Woollen clothes from sheep wool	
15		Cattle/poultry feed.	

Beed District

Sr.	High	Medium	Low
1	Dairy based products	Cold Storage	Fish Processing
2	Fabrication.	Fly Ash Bricks	Mushroom cultivation
3	Oil Mill	Spices	Cement / PVC Pipes

Industrial State Profile of Maharashtra – 2013-14

4	Dall Mill	Particle board Industries based on sugarcane waste	Cement mosaic flooring tiles
5	Agriculture implements	Industrial alcohol based on Jowar Flakes	Sheet Metal work
6	Fabrication workshop	Poultry farming	Building Hardware
7	Agriculture Pumps	Cattle Poultry feed	Surgical Glasses & Bandages
8		Computer Hardware/Software	Paper
9		Flour Mill	Scented Agarbattis
10		Poha Mill	Plastic moulded articles
11		Starch from Tamarind seeds	Crockery stone ware
12		Cattle feed & Poultry feed	Printing
13		Bakery	Acid slurry
14		Saw Mill	Anti-corrosive paints based on CNSL resin Auto tubes and flaps
15		Milk can	Ball pen ink
16		Ayurvedic medicine formulations	Cement paints
17		Bricks	Cement Tiles
18		Asbestos Cement Pipes	
19		Canvas shoes	
20		Electric Motors	
21		Xeroxing	
22		Cement concrete tiles, paving blocks	
23		Fire clay bricks and blocks	

Nanded District

Sr.	High	Medium	Low
1	Fruit/vegetable processing industry.	Cotton stalk based industries i.e. corrugated boxes.	Edible Mushroom cultivation
2	Starch from jowar	Fibre from Banana stalk	Granite cutting & polishing
3	Jowar flakes	Leather Tanning	Cutting & Polishing of Granite stone
4	Bio-fertilizers from agro-waste	Dairy Products – cheese, yoghurt, sweets, Ice-creams etc.	Bottling of honey
5	General fabrication	Wooden furniture	Office gum
6		Leaf plates / cups	Powder coating plants.
7		Herbal medicines.	Powder coating plant
8			Plastic moulded articles

Osmanabad District

Sr.	High	Medium	Low
1	Starch from Jowar	Saw Mill	Bone fertilizer
2	Fabrication	Bricks	PVC pipe fittings
3		Agricultural equipment	Jute bags
4		General fabrication	Solvent extraction plant
5		Dairy based products i.e. Ghee, Paneer, Ice-cream, butter, kulfi etc	Automobile Service Centre
6		Hatchery / Poultry farming	Automobile spares
7		Solar Cell	Readymade Garment
8			Electrical appliances

Latur District

Sr.	High	Medium	Low
1	Cotton ginning, processing, spinning, weaving, etc.	Extraction of starch from Jowar	Surgical Bandage.
2	Fruit processing industries	Card board based from sugarcane waste	Readymade garments
3	Fertilizer & pesticides	Ayurvedic medicines.	Irrigation Pump sets
4		Saw Mill	Tractors Trolleys
5		Automobile repairing	
6		Dairy products – Milk Powder, sweets, butter, cheese, etc.	

AMRAVATI REGION

Amravati District

Sr.	High	Medium	Low
1	Agricultural equipment	Industrial alcohol from jowar	Glass articles manufacturing
2		Bio-coal briquettes from sugarcane and Banana waste	Readymade Garments
3		Turmeric Powder	Wooden furniture
4		Ginger Paste	
5		Turmeric antiseptic Cream	
6		Pickles, Jam, Jellies	
7		Ayurvedic & Herbal medicines	
8		Automobile spares	
9		Mineral water	

Buldhana District

Sr.	High	Medium	Low
1	Mango – Jam Pickles, Jellies sauces, Ketch-up, juice etc.	Chilli Powder	Surgical Bandage
2	Orange – Toffee, Sweets, juice.	Oil Mill	Cotton Garments.
3	Engineering Workshop	Cold storage	Cement mosaic flooring tiles
4		Wooden Packing Case.	Ceramic capacitors
5		Saw Mill	Chemical porcelain ware
6		Poultry farming.	Crockery (Bone china)
7		Leather Tanning.	Crockery stone ware
8		Dairy Products – Cheese, Butter, Masala Milk, Ghee, Paneer, lassi etc	Flooring tiles (Granite)
9		Woolen cloth from sheep wool.	Phenyl
10		Fire clay bricks and blocks	Herbal Cosmetics.
11		Agricultural implements	Sports Shoes
12		Steel furniture	Plastic Injection moulding articles
13		Repairing & rewinding of electrical motors.	

Akola District

Sr. No	High	Medium	Low
1	Sweets of orange, Sweet lime & Mango.	Soyabean based product	Cane furniture
2	Agriculture implement	Baby food based on Banana	Steel furniture
3	Fabrication workshop	Indl. Alcohol from Jowar	Steel furniture
4		Cotton Socks	Bed Sheet with Pillow Covers set
5		Electric Switch Board	Utensil Polish
6		Wooden packing cases.	
7		Bleaching and dyeing of cotton knitted fabrics	
8		Cotton knitted fabrics	
9		Cold storage	

Yavatmal District

Sr.	High	Medium	Low
1	Chilly Powder	Cotton Sarees	Low tension porcelain insulation
2	Turmeric Powder	Oil Mill	Cement pipes.
3	Dal Mill	Ayurvedic and Herbal Medicine	Detergent Powder
4		Wooden Packing Case	Wax Candles
5		Saw Mill	Electric cables
6			Cement paints

Washim District

Sr.	High	Medium	Low
1	Bio-coal briquettes from sugarcane	Soyabean oil, Soya Paneer, Soya Extract	Leather Indl. Hand gloves
2	Agriculture Equipments	Industrial alcohol from Jawar	Electric cables
3	General fabrication	Jaggery	Plaster of Paris
4		Export of Mango	Plastic moulded articles
5		Saw Mill	Readymade Garment
6		Poultry furniture	
7		Blankets, Carpet from sheep wool	
8		Dairy milk, Ghee, Paneer etc.	
9		Disposal caps & syringe	

NAGPUR REGION

Nagpur District

Sr.	High	Medium	Low
1	Food Processing	Readymade Garments.	PVC cycle saddle
2	Metal fabrication	Bone Meal	Plastic injection & blow moulded articles
3		Poha Mill	Elastic tape
4		Bakery Products	Heat treatment Servicing
5		Bakery	
6		Mineral Drinking Water	
7		Agarbatti	
8		Disposal plastic caps & syringe	
9		Gents readymade garments	

Wardha District

Sr.	High	Medium	Low
1	Fruits processing industry from sweet lime, Banana, Lemon & Papaya, etc.	Saw Mill	Fish exports
2	Cotton ginning, Pressing, spinning & weaving, etc.	Soyabean processing	Modern Rice milling
3	Extraction of starch from Jowar.	Aerated Water	Knitted socks (cotton/nylon)
4	Bakery & confectionery	Agricultural pumps	Manufacture of Denim garments
5	Agriculture implements/equipments	Disposable syringes	Manufacture of shirt (top) and skirts
6			Detergent powder and cake
7			Casting for auto locks
8			Copper coated M.S. wire
9			Copper powder
10			Copper strips
11			Galvanised M.S. wire
12			Heat treatment servicing unit

Bhandara District

Sr.	High	Medium	Low
1	Fruit Processing	Soya bean based powder	Readymade Garment
2	Chilly Powder	Soya bean Oil, Soya Paneer, Soya Extract	Fish Canning
3	Mango Pickles	Bone Meal	Cane furniture
4	Bakery Products	Cement concrete tiles and paving blocks	Manufacturing of batting gloves
5	Agriculture implements	Fire clay bricks and blocks	Cement mosaic flooring tiles
6		Ayurvedic medicine formulations	Ceramic capacitors
7		Monoset water pumps	Chemical porcelain ware
8			Crockery (Bone china)
9			Crockery stone ware
10			Flooring tiles (Granite)
11			Auto tubes and flaps
12			Ball pen ink
13			Cement paints
14			Measuring tapes (steel)
15			M.S. and high tensile nuts and bolts

Chandrapur District

Sr.	High	Medium	Low
1	Wooden Furniture	Turmeric Powder	Rice Mill
2	Wooden Packing cases.	Poha Mill	Fish Canning
3	Dal Mill	Bakery Products	Readymade Garments
4	Fabrication workshop	Automobile repairing	Injection moulded shoes
5		Auto Rickshaw servicing	Manufacturing of batting gloves
6		Cement concrete tiles and paving blocks	Chemical porcelain ware
7		Cement mosaic flooring tiles	Crockery (Bone china)
8		Ceramic capacitors	Crockery stone ware
9		Fire clay bricks and blocks	Flooring tiles (Granite)
10			PVC Pipes


11		RCC Pipes
12		Wax Candles
13		Steel furniture

Gadchiroli District

Sr.	High	Medium	Low
1	Bamboo & Cane Products	Chilli Powder	Office Gum
2	Wooden packing cases	Bakery Products	Fish Canning
3	Wooden furniture	Soya bean based products	Bone meal
4	Agriculture implements	PVC Pipes	Manufacturing of batting gloves
5	Engineering workshop	Leather sandal with P.U. sole	Stamp Pad Ink
6	Electrical motors repairing & rewinding	Mineral water	Detergent Powder & Cake
7		Wax Candles	Electric Cables

Gondia District

Sr.	High	Medium	Low
1	Cane Furniture	Chilli Powder	Rice Mill
2	Mango Processing	Wooden Packing Cases	Poha Mill
3	Mango Pickles		Rice Powder
4	Metal fabrication		Fish Canning
5			Electric cables
6			Tin containers
7			Cardboard boxes
8			Plaster of Paris
9			Steel furniture
10			Heat treatment servicing unit



CHAPTER – 10
INDUSTRIAL, INVESTMENT & INFRASTRUCTURE POLICY
OF MAHARASHTRA 2013.

Industrial Policy and Package Scheme of Incentives 2013:-

- Coverage – Eligible Industrial Units in Pvt., Co-op, Public and Joint sector
- Industries in 1st Schedule of IDR Act 1951
- Manufacturing enterprises under MSMED 2006
- IT & BT manufacturing units
- Cold storages
- Mechanized Food/ Agro processing industries
- Dairy, Fruit and Vegetable Processing
- Grain Processing
- Fish Processing
- Packed foods
- Non-alcoholic beverages from fruits & vegetables

New Unit :- A unit set up for the first time by an entity in any taluka where there is no existing Unit set up by the same entity and satisfies following conditions

- It is not an Existing Unit
- At least one of the effective step is completed on or after 01.04.2013
- It is not formed as a result of re- establishment, mere change of ownership, constitution or revival of existing unit.
- Area Classification
- Nagpur city – D
- All other talukas of Nagpur Division except Gadchiroli district – D+
- Gadchiroli – NID
- Naxal affected talukas -
- Gadchiroli and Gondia – All talukas
- Chandrapur- Chandrapur, Gondpipri, Rajura, Korpana, Jiwati, Ballarsha, Pombhurna, Mul and Sawali
- Bhandara – Sakoli, Lakhandur and Lakhani

Mega Projects –

- D, D+ Taluka - 250 Crs or 500 Direct employment
- Gadchiroli – 100 Crs or 250 Direct employment
- For employment based Mega Projects – Minimum employment criterion to be achieved within 2 years from date of commercial production and to be maintained throughout eligibility period.
- 75% local employment to be provided
- Investment in CPP not taken in to account for determining status as Mega

Existing Unit

- A unit in production prior to 01.04.2013, or
- A unit which has been granted EC or has availed any incentives (Ex St Duty) under earlier scheme, or
- A unit which has filed a valid application under PSI 2007 on or before 31.03.2013

New Unit :- A unit set up for the first time by an entity in any taluka where there is no Existing Unit set up by the same entity and satisfies following conditions

- It is not an Existing Unit
- At least one of the effective step is completed on or after 01.04.2013
- It is not formed as a result of re- establishment, mere change of ownership, constitution or revival of existing unit.

Expansion / Diversification :- Additional FCI on or after 01.04.2013 for manufacture of same or different products provided,

- Additional Investment should be more than 25% of Gross FCI of immediate previous year (Min FCI Rs 25 lakhs for MSME and Rs 5 Crores for others) and,
- Additional FCI should result in increase in capacity by at least 25% and,
- Additional FCI should result in increase in employment by at least 10% .

Effective Steps -

- Effective possession of land/ shed/ gala by eligible unit (Physical possession along with registered deed with clear title. For MIDC land physical possession with A to L)
- Constitution - Registration in case of Firm/ Co/ Trust/ Society
- EM, LOI for IT/BT, IEM for LSI, Mega

Fixed Assets -

- Land /area in effective possession as required for the project.
- Cost of development of location
- Building – B/U area used by the unit including administrative building, residential and industrial housing and accommodation for all such facilities required for manufacturing process.
- P & M – Including tools & equipments required and used for working of unit.
- Installation & pre-operative expenses capitalized.
- Technical know-how fees
- Amount paid to MIDC/ MSEDCL for developing infrastructure

Gross FCI :- New fixed assets acquired and paid for provided,

- Only new Fixed Assets as per project cost accepted based on appraisal of financial institution and acquired within stipulated period.
- For self-financed/ NBFC financed project appraisal from SICOM/ Scheduled commercial bank is necessary.
- Second hand Imported fixed assets having residual life of at least 10 years can be considered.
- Investment in intangible assets including pre- operative expenses, interest capitalized, tech know-how, deposits paid for utility services up to max 10% of
- Project Cost.
- New MSME/LSI will be eligible for basket of incentives (IPS, Interest S/S, Power tariff, Strengthening) as % of FCI. Food/ Agro processing units get 10% higher incentive with one additional year of eligibility.
- Interest S/S :- (MSME) On Term Loan @effective rate of interest (after deducting penal/compound interest, interest receivable under any other scheme) max 5%. Further Interest S/S should not exceed power bill during that year.
- Power Tariff S/S :- (MSME) @ Rs 1/- PU for 3 years
- Incentives for strengthening :- New & Expansion MSME
- 5% S/S on capital equipment for Tech up- gradation max Rs 25 lacs
- 75% S/S on expenses on quality certification max Rs 1 lacs
- 25% s/s on capital equipment for cleaner production max Rs 5 lacs
- 75% s/s on expenses on patent registration max Rs 10 lacs for national & Rs 20 lacs for international

- 75% s/s on cost incurred for credit rating max Rs 40,000/-
- Incentives for strengthening :- New & Expansion MSME and LSI
- 75% of cost of water audit max Rs 1 lacs
- 75% of cost of energy audit max Rs 2 lacs
- 50% cost of capital equipment for recycle/ conserve water max 5 lacs
- 50% of cost of capital equipment for improving energy efficiency max Rs 5 lacs
- Electricity Duty Exemption :- New MSME and LSI for 15 years for Vidharbha.
- Stamp Duty Exemption :- For New as well as for expansion during investment period (Land & for Loan purposes) (including assignment of lease rights in Industrial areas) Notification of R&F Dept is awaited.


Incentives for Expansion/Diversification

- 75% as applicable to new units.
- For eligibility period less than 1 year as applicable to new unit.
- Electricity Duty exemption for 10 years
- Stamp Duty exemption during investment period.

Annual Cap on Incentives during Eligibility Period

- Incentives will be disbursed equitably during entire eligibility period of the unit with a provision for carry forward.
- Total admissibility Rs 1000 for 10 years , unit will be disbursed max Rs 100 every year
- Suppose annual basket during 1st year comes to Rs 150, Rs 100 will be disbursed and Rs 50 will be carried forward in next year
- If during 2nd year annual basket comes at Rs 75, total will be $75 + 50 = 125$, Rs 100 will be disbursed and Rs 25 will be carried forward to 3rd year
- Only after completion of effective steps but not later than 31.03.2018
- Unit shall acquire and pay for the assets and commence commercial production within investment period.
- Delay in production and application will attract prorata reduction in incentives and eligibility period.
- Investment period will be from date of application or the date suggested by the unit (within the scheme period) for MSME – 3 years | For LSI – 4 years

- Secondary Growth Corridor - Mumbai- Nashik- Aurangabad- Amravati- Nagpur
- Thrust on Food, Agro, Engineering, Electronics and support services like logistic and warehousing
- Critical Industrial Infrastructure Fund – Rs 500 Crs for last mile infrastructure for MIDC areas.
- Exhibition cum Convention center at Nagpur
- Helipads in major MIDC areas
- Increased FSI in MIDC areas – Additional 0.5 with premium.
- Flatted galas in MIDC areas for MSME
- 10% plot reservation for MSME, out of which 5% for women & BC category in New MIDC areas
- State Cluster development scheme for MSME – 70- 80% grant on cost of P& M for CFCs up to Rs 5 Crs.
- State Manufacturing Competiveness Program for MSME- Marketing, Skill Development, Lean manufacturing, Design assistance
- Modification of seed money scheme on line with PMEGP
- Amnesty scheme for closed & unviable units-
- BTAL permission – Min land area reduced from 10 to 5 Hect, Period for usage of land reduced from 15 to 5 years.



CHAPTER – 11

ADDRESSES OF CENTRAL / STATE GOVERNMENT AUTHORITIES

Sr. No.	Name	Address	Tel. No.	Fax. No.
01	MSME-Development Institute	Kurla Andheri Road, Sakinaka, Mumbai-400 072	022-28576090 022-28573091 022-28577166	022-28578092
02	Directorate of Industries	New Administrative Building, Opp. Mantralaya, Mumbai -400 032.	022-22028616 022-22023584	
03	Khadi & Village Industries Commission,	3, Irla Road., Vile Parle(E), Mumbai 400 056	022-28364323 022-26714267	022-26714267
04	Development Commissioner (Handicraft)	Regional Office, Haroon House, P Nariman Street, Mumbai-400 001	022-22660911 022-22661959	022-22660911
05	Development Commissioner (H/L), Weavers Service Centre.	15-A, Mama Paramanand Marg, Opera House, Mumbai-400 004.	022-23610923 022-2369138	-
06	Textile Commissioner	Govt. of India New C.G.O.Bldg., 48,New Marine Lines Mumbai-400 020	022-22001050 022-22004510	022-22002603
07	Jt. Director General of Foreign Trade	New C.G.O.Bldg., 48,New Marine Lines Mumbai-400 020	022-22017716	022-22001255
08	Central Silk Board	Meghdoot, 95-B,Marine Drive, Mumbl-400 002	022-22815532 022-22811826	
09	Khadi & Village Industries, (Govt. of Maharashtra Board)	Royal Insurance Bldg., Mumbai – 400 020	022-22617641 022-22617643	022- 2696808
10	Directorate of Industries	New Administrative Building, Opp. Mantralaya, Mumbai -400 032.	022-22028616 022-22023584	-
12	Maharashtra Industrial Development Corporation Ltd.,	Marol Indl. Area, Mahakali Caves Road.,Andheri(E), Mumbai-400 093	022-28325452 022-28325453	-
13	Udyog Mitra	3 rd floor, New Administrative Building, Opp Mantralaya, Mumbai- 400 032.	022-22029086 022-22880087	022-22026826

CORPORATIONS ETC.

Sl	Name of the Corporation	Address	Telephone Number	Fax No.
1	National Small Industries Corpn.Ltd	Prestige Chambers, Kalyan Street, Masjid(E), Mumbai-400 009	022-23740268 022-23738275	022-23741989
2	Maharashtra State Handloom Corporation	50,Central Avenue, Ahmed Manzil, Nagpur-440 009	022-2711492 022-2711353	0712-2729041
3	Maharashtra State Fisheries Development Corporation Ltd.,	178, 3rd Floor, N K M International House, Babubhai M Chinai Marg, Marine Lines, Backbay Reclamation, Mumbai-20	022-22026014	-
4	Maharashtra Agro Industries Development Corporation Ltd.	Rajan House. Century Bazar, Mumbai -400 018	022-24308211	022-4308618
5	Maharashtra Economic Development council	Y.B.Chavan Centre, Gen.J. Bhosale Marg, Nariman Point, Mumbai-400021	022-22818198 022-22846288	022-22846394
6	Maharashtra Agriculture Development & Fertilizer Promotion Corporation Ltd.(MAFCO)	Mistry Bhavan, Churchgate, Reclamation, Mumbai -400020	022-22822244	022-22833654
7	Khadi & Village Industries Board	Unnat Nagar, Mumbai- 400001	022-22617641 022-22617643	022- 2696808
8	Leather Industries Development Corporation Ltd(LIDCOM)	Bombay Life Bldg., Veer Nariman Road, Mumbai-400 023	022-2047157 022-2049103	022- 2835881
9	Maharashtra State Small Industries Development Corporation Ltd., (MSSIDC)	9, Walchand Hirachand Marg, Ballard Estate, Mumbai -400 038	022-22614824 022-22611121	022-2620623
10	Maharashtra State Financial Corporation Ltd.(MSFC)	New Excelsior Bldg., 7 th to 9 th floor, A.K. Nayak Marg, Mumbai-400 001	022-22077711	022- 2049902
11.	Mahila Arthik Vikas Mahamandal (MAVIM)	Griha Nirman Bhavan (MHADA) Bandra (E), Mumbai-400 051	022-26591629 / 022-26590568	022-6435728

EXPORT PROMOTION COUNCILS


Sl	Name of the Council	Address	Telephone Number	Fax Number
1	Agricultural & Processed Food Products Export Development Authority	Centre One, 12 th floor, World Trade Centre, Cuffe Parade, Mumbai 400 005	022-22183106	022-22189681
2	Apparel Export Promotion Council	Bajaj Bhavan, 12 th floor Nariman Point, Mumbai-400 021	022-22853419 022-22853420	022-20431678
3	Coffee Board	Vivina Bldgs., S.V.Road., Andheri(W), Mumbai 400 058	022-26285383	-

4	Chemicals & Allied Products Export Promotion Council	D-17, Commerce Centre, Tardeo Road., Mumbai 400 034	022-24943410	022-24937665
5	Basic Chemicals, Pharmaceuticals & Cosmetics Export Promotion Council	Jhansi Castle. 7-Cooperage Road., Mumbai-400 039	022-22021288 022-22021330	022-22026684
6	Cotton Textiles Export Promotion Council	Engineering Centre, 5 th floor, Mathew Road., Mumbai 400 004	022-23632910	022-23632914
7	Council for Leather Exports	11/4, Centre 1 World Trade Centre, Cuffe Parade, Mumbai 400 005	022-22184060	022-22151207
8	Electronics & Computer Software Export Promotion Council	C/o Datamatics Ltd., Unit 39, S.D.F-2, Seepz, Andheri(E), Mumbai-400 096	022-28290511	022-28291368

PUBLIC SECTOR UNDERTAKINGS IN MAHARASHTRA

Mumbai High Asset ONGC, Vasudhara Bhavan, Bandra (E), Mumbai – 400051 Tel.: 022-26599806 / 26599808	Hindustan Aeronautics Limited, HAL Bhavan Building No. 44, Nehru Nagar, Kurla (East) Opp Chatrapathi Shivaji Ground, Mumbai – 400024. Tel : 022 - 25237102/03/04/06 Fax : 022 - 25237101
Mumbai Railway Vikas Corporation Limited (A Government of India Enterprise, Ministry of Railways) Headquarters: Churchgate Station Bldg., 2nd floor, Mumbai - 400020 Phone: +91 22 22080015 Fax: +91 22 22096972	Hindustan Aeronautics Limited Aircraft Division Nasik, OJHAR Township P.O., Nasik District, Maharashtra - 422 207 Telephone : 02550 - 277145 Fax : 02550-275849
Rashtriya Chemicals & Fertilizers Limited Headquarters: "Priyadarshini", Eastern Express Highway, Sion, Mumbai - 400022 Phone: +91 11 24045001, 24045002 Fax: +91 11 24070386 Website: http://www.rcfltd.com	Shipping Corporation of India Limited Headquarters: Shipping House, 245, Madam Cama Road, Nariman Point, Mumbai - 4400021 Phone: +91 22 22026666 Fax: +91 22 22026905 Website: http://www.shipindia.com Tel : +91 22 22023463 +91 22 22022933
BSNL, Telecom Factory Mumbai, Deonar, Mumbai - 400 088 Maharashtra , India. Tel :91-22- 25565151 / 25566000 Fax No. 91-22-25563878 / 25586000	Bharat Electronics Limited Plot No. L-1, MIDC Industrial Area, Taloja, Navi Mumbai 410208 Tel : 91-22-27412701 Fax : 91-22-27412888
Mazagon Dock Limited Dockyard Road, Mazagon, Mumbai - 400010 Phone: +91 22 23762000, 23763000 Fax: +91 22 23764000	Bharat Petroleum Corporation Limited Bharat Bhavan No. I & II, 4&6, Currimbhoy Road, Ballard Estate, Mumbai - Phone: +91 22 22713000, 22714000 Fax: +91 22 22713874

Department of Atomic Energy (DAE) Anushakti Bhavan, C.S.M. Marg, Mumbai - 400 001 Tel : 91-22-22862500, Fax: 91-22-22048476	Western Railway Divisional Railway Manager (Mumbai) Tel : 91-22-23002977 Fax : 91-22-23012742
Hindustan Petroleum Corporation Ltd., HPCL, 3rd floor, Petroleum House, 17 Jamshedji Tata Road, Churchgate, Mumbai - 400020 Phone: +91 22 22863900 Fax: +91 22 22872992	Airports Authority of India Porta Cabins, New Airport Colony Opposite Hanuman Road Vile Parle East Mumbai-400099 Tel: 91-22-28300606 Fax:91-22-28300606
National Highways Authority of India, Oshiwara Indl. center, Opp Goregaon Bus Depot, Goregaon,Mumbai Tel:-022-8778548	Air India Air India Building, Nariman Point, Mumbai - 400 021. Tel.:91-22- 22796666
National Thermal Power Limited (NTPC) Samruddhi Trade Centre 2nd Floor, MIDC, Marol, Andheri (East), Mumbai - 400093 Tel : 022 - 28310213, 28310214	MTNL Mumbai 15th floor, Telephone House, MTNL Road, Prabhadevi, Dadar (West), Mumbai - 400 028 Tel: 91-22-24371900 Fax:91-22-24372033,



ADDRESSES OF OFFICES OF DISTRICT INDUSTRIES CENTERS(DICS)

Sr. No.	Address	Telephone no. & Fax no
1.	Joint Director of Industries (MMR) Indl. Chemical Laboratory Compound, V.N. Purav Marg, Opp. Tatanagar, Chunabhatti (E), Mumbai – 400 022.	022 – 2405 5999 022 - 2405 6199 Fax – 2405 5999
2.	General Manager District Industries Centre Office Complex Bldg., 1 st floor, Wagle Industrial Estate Thane – 400 604.	022 - 2583 3565 022 - 2582 2013 022 - 2582 0503 Fax : Ext. 28
3.	General Manager District Industries Centre Opp. Raigad Bazar, Alibag, Dist. Raigad – 402201.	02141 - 222099 02141 - 226852
4.	General Manager District Industries Centre Behind BDO Staff Quarters Jail Road, Ratnagiri – 415612.	02352 - 222254 02352 - 224829
5.	General Manager District Industries Centre “A” Block, 2 nd floor Main Administrative Building A/P. Sindhudurgnagari, Tal. Kudal, Dist. Sindhudurg – 416 812	02362 - 228705 02362 - 228662 Fax : 02362 - 228661
6.	General Manager District Industries Centre Near Industrial Training Centre Trymbakeshwar, MIDC Vasahat, Satpur, Nashik – 422 007.	0253 - 2350735 0253 - 2354235
7.	General Manager District Industries Centre Jamnagiri Road, Dhule – 424 001.	02562 - 2245008 02562 – 2245009
8.	General Manager District Industries Centre Opp. Govt. Polytechnic National Highway No. 6, Jalgaon – 425 001.	0257 - 2252832
9.	General Manager District Industries Centre Station Road, New MSEB Office Ahmednagar – 414 001.	0241 - 2355342 Fax : 0241 - 2326615
10.	General Manager District Industries Centre Agricultural College Compound, Shivaji Nagar, Pune – 411005	020 - 25537966 020 - 25537541 020 - 25539587 Fax : 020 - 25537966
11.	General Manager District Industries Centre Plot No. A-13, Old MIDC Satara – 415 004.	02162 - 244655 02162 - 248500 Fax : 02162 - 246330

12.	General Manager District Industries Centre Vihram Baug, Udyog Bhavan, Sangli – 416 246.	0233 - 2672526 0233 - 2670762 Fax : 0233 - 2670762
13.	General Manager District Industries Centre Hotgi Road, Opp. Kinara Hotel Solapur – 413 003.	0217 - 2605232 0217 - 2600128 Fax : 0217 - 2605232
14.	General Manager District Industries Centre 254 – B, Assembly Road, Udyog Bhavan, 1 st floor Kolhapur – 416 008.	0231 - 2655438 0231 - 2667805
15.	General Manager District Industries Centre Opp. Holiday Camp, Nr. Station. Vedant Nagar, Aurangabad – 431 001.	0240 - 2331136 0240 - 2334569
16.	General Manager District Industries Centre Plot No. P – 7, MIDC, Jalna – 431 203.	02482 - 220957 02482 – 220207
17.	General Manager District Industries Centre Karegaon Naka Road, Supermarket Road, Parbhani – 431 401.	02452 - 223447 02452 - 223163 Fax : 02452 - 223774 02452 - 220019
18.	General Manager District Industries Centre , Bashirganj, Beed – 431 122.	02442 - 222285 02442 - 225183
19.	General Manager District Industries Centre Industrial Estate, Shivaji Nagar Nanded – 431 602	02462 - 250056 02462 - 243393 Fax : 02462 - 255696
20.	General Manager District Industries Centre , Opp. Prashashkiya Imarat, Osmanabad – 431 501.	02472 - 222226 Fax : 02472 - 228018 02472 - 225132
21.	General Manager District Industries Centre Plot No. B-1, MIDC Latur – 431 537	02382 - 222654 02382 - 220144
22.	General Manager District Industries Centre Deshmukh's Bungalow, Shivaji Nagar, Hingoli.	02456 - 222218 02456 - 224276
23.	General Manager District Industries Centre CTS No. 383, Satyam Hospital, Hat Darwaza, Baherpura, Nandurbar – 425 412	02564 - 210055 02564 - 210048
24.	General Manager District Industries Centre Amravati Camp Amravati - 444 602	0721- 2662644 2663445

25.	General Manager District Industries Centre Chikhali Road, Buldhana – 443001	07262-242367 244564
26.	General Manager, District Industries Centre Juna Cotton (Suti) Bazar, Akola – 444 001.	0724-2430880 2440250
27.	General Manager District Industries Centre Yothani Road, Yavatmal – 445 001.	07232-244022 244461
28.	General Manager, District Industries Centre Udyog Bhavan, 3 rd floor, Nagpur – 440 001.	0712-2531974 2565974
29.	General Manager District Industries Centre Near Collector Office Bachelor Road, Wardha – 422 001.	07152-242005 243463
30.	General Manager District Industries Centre Opp. Tahasildar Office Bhandara – 441 004 9881015209	07184-252347 252521
31.	General Manager District Industries Centre Opp. District Collectorate, Station Road, Chandrapur – 442505.	07172-252208 252142
32.	General Manager District Industries Centre Collector Office Compound, Gadchiroli – 442606.	07132-233365
33.	General Manager District Industries Centre Opp. Dist. Officer Office Washim.	07252-235708
34.	General Manager District Industries Centre Bopache Chawl, Tilak ward, Balghat Road, Gondia – 441614.	07182-251151 251443
35.	General Manager District Industries Centre CTS No. 383, Satyam Hospital, Hat Darwaza, Baherpura, Nandurbar – 425 412	02564-210055 210048

Public Procurement Policy for goods produced and services rendered by Micro and Small Enterprises (MSEs) be procured by Central Ministries/Departments/Public Sector Undertakings (PSUs)

The Cabinet has approved the Public Procurement Policy for goods produced and services rendered by Micro and Small Enterprises (MSEs) be procured by the Central Ministries/Departments/Public Sector Undertakings (PSUs). To be notified under Section 11 of the Micro, Small and Medium Enterprises Development (MSMED) Act, 2006. The Policy will be applicable w.e.f. 1-4-2012.

The MSEs, including the khadi, village and coir industries, constitute an overwhelming majority of this sector, contributing significantly to the gross domestic product, manufacturing output and exports. In the overall production/value chains, however, MSEs are highly susceptible to volatile market conditions. To address this inherent problem, many countries in the advanced world have put in place public procurement policies to support MSEs and to ensure a fair share of market to such entities. Under the existing dispensation in India, the Government guidelines provide for support in marketing of MSE products through a variety of measures such as price preference, reservation of products for exclusive purchase from MSEs, issue of tender sets free of cost, exemption from payment of earnest money, etc. In practice, however, most of these facilities are not being provided to the MSEs by the Government Departments/CPSUs, etc.

The main features of the Public procurement Policy for MSEs are:

- (i) Every Central Ministry/Department/PSU shall set an annual goal for procurement from the MSE sector at the beginning to the year, with the objective of achieving an overall procurement goal of minimum 20 per cent of the total annual purchases of the products or services produced or rendered by MSEs from the latter in a period of three years.
- (ii) Out of 20% target of annual procurement from MSEs, a sub-target of 4% (i.e., 20% out of 20%) will be earmarked for procurement from MSEs owned by SC/ST entrepreneurs. However, in the event of failure of such MSEs to participate in the tender process or meet the tender requirements and the L1 price, the 4% sub-target for procurement earmarked for MSEs owned by SC/ST entrepreneurs will be met from other MSEs.
- (iii) At the end of 3 years, the overall procurement goal of minimum 20% will be made mandatory. Non-conforming Departments will be required to provide reasons for the same to the Review Committee set up under the Policy.
- (iv) The participating MSEs in a tender quoting price within the band of L1+15% may also be allowed to supply a portion of the requirement by bringing down their price to the L1 price, in a situation where L1 price is from someone other than an MSE. Such MSEs may be allowed to supply up to 20% of

the total tendered value. In case of more than one such MSE, the supply will be shared equally.

- (v) Every Central Government Ministry/Department/PSU will report the goals set with respect to procurement to be met from MSEs and the achievement made thereto in their respective Annual Reports.
- (vi) The Central Ministry/Department/Public Sector Undertaking will continue to procure 358 items from MSEs, which have been reserved for exclusive purchase from them.
- (vii) For enhancing the participation of SCs/STs in the Government procurement the Central Government Ministry/Department/POSUs will take necessary steps including organizing special Vendor Development Programmes, Buyer-Seller Meets etc.
- (viii) Given their unique nature, defence armament imports will not be included in computing the 20% goal for M/o Defence, In addition, Defence Equipments like weapon systems, missiles, etc. will remain out of purview of such policy of reservation.
- (ix) A Committee has been constituted under the chairmanship of Secretary (MSME), inter alia, to review the list of 358 items reserved for exclusive purchase from MSEs on a continuous basis and for
- (x) monitoring and review of the Public Procurement Policy for MSEs. In addition, a "Grievance Cell" would be set up in the Ministry of MSME for redressing the grievances of MSEs in Government procurement.

The policy will be help to promote MSEs by improving their market access and competitiveness through increased participation by MSEs in Government purchases and encouraging linkages between MSEs and large enterprises.



NOTES